

Sector Statistics							DSE Update			
SL NO	Sector	Total Closing Price	Current EPS	P/E	Market Cap (in mn)	Market Cap (%)	Traded Company	Particular	This Week	Last Week
1	Bank	615.4	93.13	5.96	66,194.15	12.73%	32	DSEX	6512.89	6564.00
2	Cement	365.3	18.66	37.14	12,421.82	2.39%	7	Market Cap (BDT bn)	5,199	5,227
3	Ceramics Sector	218.8	4.07	66.26	3,447.75	0.66%	5	Market Cap (USD bn)	51.32	49.94
4	Corporate Bond	0	0	0	3,586.69	0.66%	2	Daily Average Turnover (BDT mn)	14,612,353,433	20,220,781,758
5	Debtenture	0	0	0	9.84	0.00%	0	Daily Average Turnover (USD mn)	144,083.06	193,044.88
7	Engineering	4,195.40	140.62	32.31	54,193.47	10.42%	45	Daily Average Volume (mn)	247,435,579	308,000,852
7	Financial Institutions	504.4	26.17	21.72	19,375.54	3.72%	19	Weighted Average PE	14.91	14.79
8	Food & Allied	4,508.00	134.54	49.34	37,650.15	7.24%	17			
9	Fuel & Power	4,827.10	216.51	12.34	46,155.46	8.88%	22			
10	Insurance	2,110.90	127.66	15.88	16,050.28	3.09%	50			
11	IT Sector	573.7	18.32	32.74	3,812.56	0.73%	11			
12	Jute	618	4.07	151.97	219.46	0.04%	2			
13	Miscellaneous	2,858.90	141.93	20.88	26,702.52	5.14%	17			
14	Mutual Funds	3,238.40	300.81	12.55	4,728.66	0.91%	29			
15	Paper & Printing	1,224.80	31.68	43.25	4,404.48	0.85%	6			
16	Pharmaceuticals & Chemicals	13,759.40	430.64	33.88	75,573.93	14.54%	32			
17	Services & Real Estate	265.6	10.29	25.25	3,334.97	0.64%	4			
18	Tannery Industries	1,987.60	62.03	34.09	3,988.37	0.63%	6			
19	Telecommunication	542.8	33.94	17	58,143.56	11.38%	3			
20	Textile	2,105.70	86.42	21.75	16,500.52	3.17%	51			
21	Travel & Leisure	243.8	6.47	39.9	4,236.54	0.81%	3			
22	Treasury Bond	0	0	0	54,772.84	10.53%	0			

Market Gainer, Loser and Turnover			
Top 10 Gainer			
Sl.	Instrument	Change %	Turnover Value in Tk.
1	Eastern Housing Limited	25.24	2,817,638,000
2	Bangladesh Monopoly Paper Manufacturer	21.96	451,809,000
3	Bangladesh Building Systems Ltd.	17.56	1,544,533,000
4	ADON Tobacco Limited	16.80	942,027,000
5	Harris Refining Station Limited	16.25	1,251,962,000
6	BDCOM Online Ltd.	10.65	2,086,046,000
7	Shinyeakur Ceramics Ltd.	10.08	1,958,885,000
8	Yeakam Polymer Limited	9.17	426,938,000
9	Kay & Que Ltd.	8.68	76,978,000
10	Apes Footwear Limited	7.80	161,663,000

Top 10 Loser			
Sl.	Instrument	Change %	Turnover Value in Tk.
1	Meghna Life Insurance Co. Ltd.	(12.12)	40,075,000
2	International Leasing and Financial	(10.45)	53,991,000
3	Bangladesh Industrial Fin. Com. Ltd.	(10.26)	12,134,000
4	Rangpur Dairy & Food Products Limited	(7.80)	279,069,000
5	Baraka Patang Power Limited	(7.52)	146,518,000
6	GBB Power Limited	(7.41)	130,673,000
7	Energyrac Power Generation Limited	(7.31)	148,087,000
8	Osso Pharma Ltd.	(6.29)	6,621,731,000
9	Indo-Bangla Pharmaceuticals Limited	(6.99)	301,764,000
10	Shahbazar Power Co. Ltd.	(6.94)	1,378,679,000

Top 10 Companies by Turnover			
Sl.	Instrument	Change %	Turnover Value in Tk.
1	Dixon Pharma Ltd.	17.96	6,621,731,000
2	Bangladesh Export Import Company Ltd.	(0.97)	5,909,835,000
3	Eastern Housing Limited	25.24	2,817,638,000
4	Bangladesh Shipping Corporation	-1.85	2,996,752,000
5	JMI Hospital Research Manufacturing Lt.	1.81	2,559,636,000
6	Uttara Hotel & Resorts Limited	0.67	2,267,905,000
7	BDCOM Online Ltd.	10.65	2,086,046,000
8	Shinyeakur Ceramics Ltd.	10.08	1,958,885,000
9	Bangladesh Building Systems Ltd.	17.56	1,544,533,000
10	SAIB Powerco Limited	3.35	1,379,880,000

Commodity Statistics (28-09-2022)			
Price	Indicators	Change	Change %
84.93	ICE Brent crude oil(\$ per barrel)	-0.33	-0.39
86.85	ICE Cotton (per lb)	-3.13	-3.48
6.68	NYMEX Natural Gas(\$ per mmbtu)	-0.4	-5.65
1621.99	Spot Gold (\$ per troy ounce)	-14.06	-0.86
7353	LME 3mth copper (\$ per mt)	11.5	0.16
18.15	Spot Silver (\$ per troy ounce)	-0.51	-2.73

POLICY RATE			
Repo Rate-5.5%	Rev Repo Rate-4%	Special Repo Rate-8.5%	Bank Rate-4%

Block Transactions - 29-09-2022			
Sl.	Instrument	Quantity	Value in (mn)
1	ADNTEL	10000	0.83
2	AL-HATEX	185900	25.346
3	BAYLEASING	21566	0.528
4	BDCOM	3211000	205.281
5	BEACONPHAR	38500	11.941
6	BENGALWTL	30000	0.78
7	BEXGSKUKUK	20000	1.76
8	BRACBANK	18812	0.796
9	BSRMSSTEL	23215	1.553
10	EASTRNLU	300	0.578
11	EHL	42000	4.775
12	FAREASTJF	16500	1.701
13	FBFIF	110000	0.55
14	FORTUNE	1232343	99.889
15	GREENDELIF	80000	0.6
16	GSPFINANCE	40723	1.234
17	ICBAGRAN11	54500	0.55
18	INTRACO	2488498	100.827
19	IPDC	1063936	72.978
20	KOSALTD	56000	5.553
21	LRGLOBMP1	80000	0.552
22	MALEKSPIN	26000	1.04
23	MARICO	8000	19.6
24	MEGHNALIFE	14800	0.977
25	ME TROSPIN	944000	42.601
26	MILDYDING	20224	0.502
27	NAHEEACP	40000	3.136
28	NFMAL	81500	1.402
29	NHFIL	20000	1.01
30	ORIONINFU	53500	29.495
31	ORIONPHARM	49490	6.897
32	PKRONFIN	46000	0.754
33	PRIMEINSUR	250000	21.52
34	PTL	20000	1.54
35	PUBALIBANK	49985	1.405
36	RENATA	59700	79.103
37	RUNNERAUTO	30766	1.658
38	SEAPPEARL	141770	17.493
39	SHEPHERD	25782	0.67
40	SHIRVIDE	29903	0.5
41	SONALIPAPR	149000	104.06
42	SONARGAON	10000	0.52
43	SPCERAMICS	10000	0.589
44	SPCL	88140	8.794
45	TOSRIFA	29343	0.71
46	UNIQUHEHL	28000	2.238

DSE INDEX			
Date	Index Value	Change	% Change
25-09-22	6515.16311		
26-09-22	6510.97467		
27-09-22	6485.04740		
28-09-22	6496.38846		
29-09-22	6512.89201		

DSE Shariah Index			
Date	Index Value	Change	% Change
25-09-22	1421.01067		
26-09-22	1420.67175		
27-09-22	1413.24916		
28-09-22	1415.40831		
29-09-22	1419.72793		

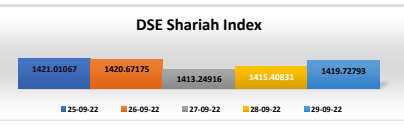
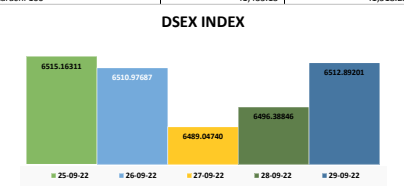
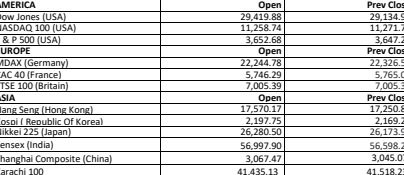
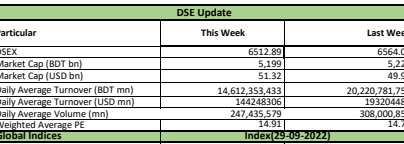
Inter bank Exchange Rate			
Currency	Buy	Sell	
USD	100.93	107.40	

Economic Update			
Indicator	Value	Unit	Period
Forex Reserve (Aug-22)	3845.5	USD in Mn	Jul-22
Call Money Rate (28-09-2022)	5.52	Weighted Avg Int Rate	Jul-22
Inflation Rate	7.48%		Jul-22
Consumer Price Index	315.13		Jul-22

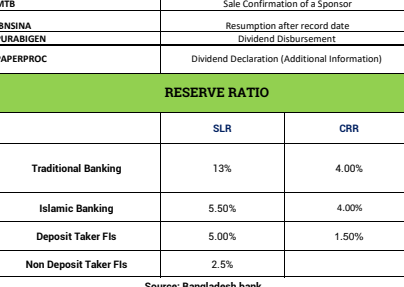
Overall Market Info			
Category	Count	%	
Gainners	94	25.7	
Losers	85	23.2	
Unchanged	187	51.1	

DSE Important News of the day			
Company	News	Category	Impact
MTB	Sale Confirmation of a Sponsor	Corporate	Neutral
BINSINA	Resumption after record date	Corporate	Neutral
PURABIGEN	Dividend Disbursement	Corporate	Positive
PAPERPROC	Dividend Declaration (Additional Information)	Corporate	Positive

RESERVE RATIO			
Category	SLR	CRR	
Traditional Banking	13%	4.00%	
Islamic Banking	5.50%	4.00%	
Deposit Taker FIs	5.00%	1.50%	
Non Deposit Taker FIs	2.5%		



DSE Important News of the day			
Company	News	Category	Impact
MTB	Sale Confirmation of a Sponsor	Corporate	Neutral
BINSINA	Resumption after record date	Corporate	Neutral
PURABIGEN	Dividend Disbursement	Corporate	Positive
PAPERPROC	Dividend Declaration (Additional Information)	Corporate	Positive



DISCLAIMER This document has been prepared by the Research Team of Islamic Bank Securities Limited (IBSL) for information only of its clients residing both in Bangladesh and abroad, on the basis of the publicly available information in the market and own research. This document has been prepared for information purpose only and does not solicit any action based on the material contained herein and should not be taken as an offer or solicitation to buy or sell or subscribe to any security. Neither IBSL nor any of its directors, shareholders, member of the management or employee represents or warrants expressly or impliedly that the information or data of the sources used in the documents are genuine, accurate, complete, authentic and correct. However all reasonable care