



Islami Bank Securities Limited

Subsidiary of Islami Bank Bangladesh Limited

Sector Statistics							DSE Update		
SL NO	Sector	Total Closing Price	Current EPS	P/E	Market Cap (crore)	Market Cap (%)	Traded Company	Particular	Last Day of the Week
1	Bank	610.20	92.52	5.95	65,649.00	8.53%	31	Total Trade	163407
2	Cement	273.00	17.51	26.61	11,218.75	1.46%	31	Total Volume (tk mm)	135,952,013
3	Ceramics Sector	205.10	4.07	65.01	3,186.24	0.41%	5	Total Market Cap in Tk (mm)	7,694,657
4	Corporate Bond	-	-	-	3,661.09	0.47%	5	DSEX Index	6377.95807
5	Debtenture	-	-	-	9.84	0.00%	0	DSEX Index-	1402.49101
6	Engineering	4,247.40	134.53	38.74	53,505.08	6.95%	44	US30 Index-	7265.81337
7	Financial Institutions	489.60	25.20	24.14	18,452.48	2.40%	17	Global Indices	
8	Food & Allied	4,961.20	143.06	40.93	37,217.23	4.84%	17	AMERICA	Index: 27-10-2022
9	Fuel & Power	4,810.90	210.99	12.74	45,509.00	5.91%	22	Dow Jones (USA)	31,463.65
10	Insurance	2,191.60	126.98	16.32	15,837.25	2.06%	50	NASDAQ 100 (USA)	11,409.79
11	IT Sector	584.30	18.30	31.39	3,824.08	0.50%	10	S&P 500 (USA)	3,826.79
12	Jute	778.30	4.07	191.53	259.86	0.03%	2	EUROPE	Open
13	Miscellaneous	2,723.80	138.36	21.53	24,106.94	3.13%	16	MDAX (Germany)	23,806.09
14	Mutual Funds	3,203.30	297.10	13.34	4,727.58	0.61%	23	CAC 40 (France)	6,244.64
15	Paper & Printing	1,636.50	40.14	50.09	5,195.55	0.68%	6	FTSE 100 (Britain)	7,013.48
16	Pharmaceuticals & Chemicals	13,965.00	423.23	28.50	75,961.61	9.87%	33	ASIA	Open
17	Services & Real Estate	257.80	10.29	22.86	3,112.00	0.40%	4	Hang Seng (Hong Kong)	15,721.27
18	Tannery Industries	1,454.60	64.82	23.47	8,214.52	0.42%	8	Kospi (Republic of Korea)	2,486.07
19	Telecommunication	535.50	40.86	15.74	58,023.18	7.54%	3	Nikkei 225 (Japan)	27,433.84
20	Textile	2,090.00	87.27	21.75	16,231.91	2.11%	49	Sensex (India)	59,792.32
21	Travel & Leisure	262.10	9.35	33.27	4,285.97	0.56%	3	Shanghai Composite (China)	2,999.50
22	Treasury Bond	0	0	0	54,772.84	7.12%	0	Karachi 100	41,520.77

Market Gainer, Loser and Turnover

Block Transactions : 27-10-2022

Top 10 Gainer (by closing price 27-10-2022)				SL	Instrument	Quantity	Value in (mn)
1	Instrument	Change %	Volume	1	AAMRATECH	25000	1.15
2	SINOBANGLA	29.90	8,915,261	2	ACIFORMULA	10000	1.58
3	AFTABAUTO	10.94	948,100	3	ACMELAB	98070	10.003
4	SKICL	9.94	2,172,535	4	ADNTELE	117,100	12.752
5	BPMIL	9.03	2,928,428	5	AMCU (PRANI)	1550	0.504
6	NAVANAPHAR	8.80	22,953	6	BBS	22150	0.505
7	NAVANACNG	8.70	1,504,934	7	BDFINANCE	100000	4.85
8	ISNLTD	8.55	601,681	8	BDFTRIFOOD	11000	0.508
9	BEACONPHAR	8.18	700,492	9	BEXIMCO	15400	1.873
10	UNIQUEHERL	7.99	1,428,552	10	ECABLES	5820	1.192
11	INDEXAGRO	7.63	742,710	11	EGEN	700000	31.2
12				12	FORTUNE	1086341	87.127
13				13	GEMINISEA	1228	0.7
14				14	GENEXIL	9000	0.661
15				15	GSPFINANCE	129996	3.924
16				16	HRTX	10650	1.38
17				17	INTRACO	1310000	61.509
18				18	IPDC	5162894	307.035
19				19	KDSALTD	334101	29.452
20				20	LHBL	40200	2.808
21				21	MHSMIL	30500	0.854
22				22	NAHEEACP	200000	13.12
23				23	NEWLINE	16500	0.772
24				24	NRCBANK	103734	1.826
25				25	ORIONPHU	43389	39.957
26				26	ORIONPHARM	10500	1.181
27				27	PADMALIFE	30420	1.5
28				28	PRIMEINSUR	107001	8.86
29				29	RELIANCING	297200	14.803
30				30	SAIFPOWER	19000	0.599
31				31	SEAPPEARL	690700	114.775
32				32	SINTEX	34000	0.646
33				33	SINOBANGLA	18000	1.242
34				34	SKICL	10000	0.53
35				35	SONALILIFE	10000	0.587
36				36	SONALIPAPR	183389	132.003
37				37	SPCERAMICS	12000	0.566
38				38	STANDBANKL	1787628	15.731
39				39	TOSRIFA	150002	3.63
40				40	UNIONBANKS	300000	10.2
Total						12713763	924.14

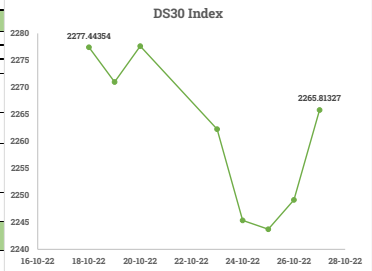
Top 10 Loser (by closing price 27-10-2022)			
SL	Instrument	Change %	Volume
1	TAMUTEX	(8.38)	139,167
2	ARAMIT	(6.57)	62,505
3	BDAMPS	(6.31)	165,539
4	AREFOODS	(6.49)	138,594
5	ACIFORMULA	(5.59)	755,148
6	GEMINISEA	(5.42)	274,889
7	ECABLES	(5.28)	128,754
8	SONALINGSH	(5.17)	43,473
9	BDMELDING	(4.92)	286,243
10	PAPERPROC	(4.80)	1,067,511

Top 10 Companies in terms of Value (BDT mn) 27-10-2022			
SL	Instrument	Change %	Value(Mn)
1	SONALIPAPR	7.38	1,480,839
2	BEXIMCO	(0.17)	5,420,968
3	ORIONPHARM	6.96	4,354,377
4	INTRACO	7.55	8,991,985
5	SEAPPEARL	0.18	2,358,712
6	SINOBANGLA	29.90	4,915,261
7	FHIL	-1.78	2,648,312
8	PAPEPROC	(4.80)	1,067,511
9	MONOSPOOL	(0.79)	738,892
10	KDSALTD	5.57	3,462,395

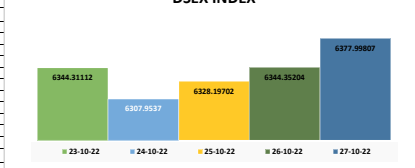
Commodity Statistics (26-10-2022)			
Price	Indicators	Change	Change %
92.56	ICE Brent crude oil (\$ per barrel)	-0.36	-0.39
78.29	ICE Cotton (per lb)	2.02	2.65
5.64	NYMEX Natural Gas (\$ per mmbtu)	0.45	8.67
1670.6	Spot Gold (\$ per troy ounce)	23.87	1.45
7523	LME 3mth copper (\$ per mt)	-33	-0.44
19.68	Spot Silver (\$ per troy ounce)	0.55	2.88

POLICY RATE

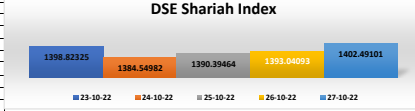
Repo Rate-5.75%	Rev Repo Rate-4%
Special Repo Rate-8.75%	Bank Rate-4%



DSEX INDEX



DSE Shariah Index



Inter bank Exchange Rate

Currency	Lowest	Highest
USD	100.41	104.90

Last update: 25th October, 2022 Source : Bangladesh bank

Economic Update

Forex Reserve (Sept-22)	3647.4	USD in Mn
Call Money Rate (26-10-2022)	5.78	Weighted Avg Int Rate
Inflation Rate	9.10%	Sep-22
Consumer Price Index	315.13	Jul-22

Overall Market Info

Category	Count	%
Gainers	74	21
Losers	59	16.8
Unchanged	219	62.2

DSE Important News of the day

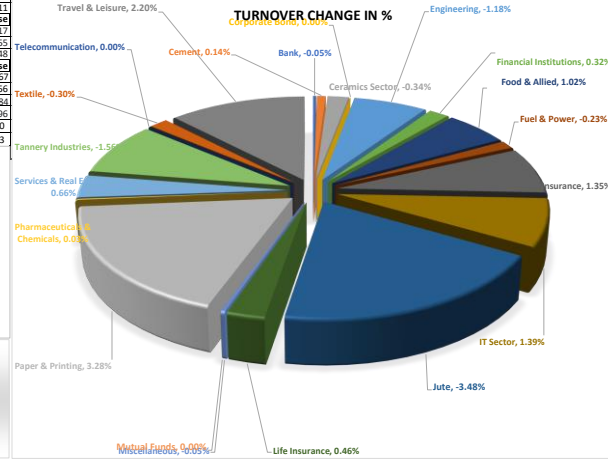
BTHAL:	Reschedule of Board Meeting under LR 19(1)
AFTABAUTO	Closing the Operation of Motor Cycle Unit
AJCI:	Dividend Declaration
MIRAKHTER:	Dividend Declaration

RESERVE RATIO

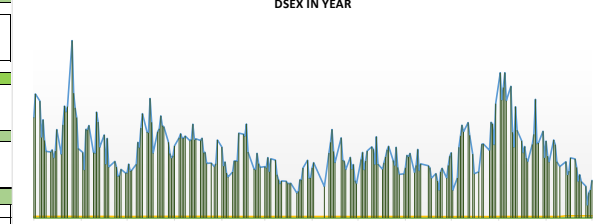
Category	SLR	CRR
Traditional Banking	13%	4.00%
Islamic Banking	5.50%	4.00%
Deposit Taker FIs	5.00%	1.50%
Non Deposit Taker FIs	2.5%	



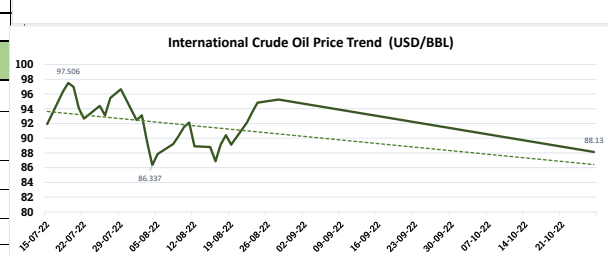
TURNOVER CHANGE IN %



DSEX IN YEAR



International Crude Oil Price Trend (USD/BBL)



DISCLAIMER This document has been prepared by the Research Team of Islami Bank Securities Limited (IBSL) for information only of its clients residing both in Bangladesh and abroad, on the basis of the publicly available information in the market and own research. This document has been prepared for information purpose only and does not solicit any action based on the material contained herein and should not be taken as an offer or solicitation to buy or sell or subscribe to any security. Neither IBSL nor any of its directors, shareholders, member of the management or employee represents or warrants expressly or impliedly that the information or data of the sources used in the documents are genuine, accurate, complete, authentic and correct. However all reasonable care