

Sector Statistics							DSE Update		
SI NO	Sector	Total Closing Price	Current EPS	P/E	Market Cap (Crore)	Market Cap (%)	Traded DSE	Particular	Last Day of the Week
1	Bank	617.2	93.93	6.29	66283.70	13.24%	30	Total Trade	128,892
2	Cement	271.8	6.99	39.49	11,522.65	2.24%	5	Total Volume	54,416,216
3	Ceramics Sector	286.2	2.91	91.98	3,882.20	0.64%	4	Total Value in (tk mn)	3,238.93
4	Corporate Bond	0	0	0	3,630.59	0.73%	1	Total Market Cap in Tk (mn)	7,636,267
5	Rebate/Securities	0	0	0	9.84	0.00%	0	DSEX Index*	6215.11635
6	Engineering	2895.9	60.34	78.03	52,423.88	10.47%	38	DSEX Index*	1894.10213
7	Financial Institutions	477	21.66	27.81	18,402.95	3.57%	1	DSEX Index*	185,65897
8	Food & Allied	6746.5	158.05	39.49	37,455.06	7.48%	15	Global Indices	
9	Fuel & Power	4654.4	217.49	16.99	45,119.89	9.01%	21	AMERICA	
10	Insurance	2228.7	122.34	17.86	16,438.98	3.23%	42	Dow Jones (USA)	33,810.25
11	IT Sector	892.6	43	27.42	4,042.65	0.81%	4	NASDAQ 100 (USA)	11,725.08
12	Jute	713.9	4.01	182.12	242.23	0.05%	1	S & P 500 (USA)	4,001.02
13	Miscellaneous	2946.4	109.4	19.28	22,392.32	4.43%	13	EUROPE	4,003.58
14	Mutual Funds	3119.8	285.16	16.04	4,726.49	0.94%	15	MDAX (Germany)	25,679.62
15	Paper & Printing	1227	42.8	34.13	4,456.22	0.89%	4	CAC 40 (France)	6,677.97
16	Pharmaceuticals & Chemicals	10,306.9	423.56	30.04	73,922.52	14.36%	30	FTSE 100 (Britain)	7,422.54
17	Services & Real Estate	219.4	7.67	21.31	2,849.18	0.57%	4	ASIA	
18	Tannery Industries	1356.2	41.99	29.75	3,239.42	0.66%	3	Hang Seng (Hong Kong)	17,684.53
19	Telecommunication	535.5	42.09	11.29%	58,023.18	11.29%	3	Korea (Republic of Korea)	2,437.81
20	Textile	1877.9	74.34	23.08	16,028.95	3.20%	36	Nikkei 225 (Japan)	28,373.72
21	Travel & Leisure	233.4	7.22	30.9	4,112.42	0.82%	3	Senex (India)	61,656.00
22	Treasury Bond	0	0	0	54,772.84	10.94%	0	Shanghai Composite (China)	3,104.10
								Kanachi 100	41,928.62

Market Gainer, Loser and Turnover			
Top 10 Gainer (by closing price 24-11-2022)			
Sl.	Instrument	Change %	Close
1	CECL	8.9993	66.5
2	APEXFOODS	8.026	293.5
3	ADVENT	7.2681	26.6
4	MONGROOL	6.2088	268.8
5	ADNIFE	5.102	303.0
6	BEACONPHAR	5.029	271.5
7	EHL	4.8827	83.7
8	NAVANAPHAR	4.3828	90.3
9	AKGADCO	3.8208	24.4
10	PAPERPOCO	3.5448	187.1

Top 10 Loser (by closing price 24-11-2022)			
Sl.	Instrument	Change %	Close
1	ORIONNFU	-7.80	662.40
2	GPHISPAT	-5.20	44.80
3	AMBEFRA	-3.17	501.70
4	FINEFOODS	-3.16	85.10
5	SONALIPHR	-2.73	691.00
6	PRIMEFIE	-2.64	58.90
7	SONALIANSH	-2.38	713.90
8	SANDHANS	-1.77	27.70
9	FDNALIFE	-1.71	97.50
10	POPULARIF	-1.67	69.90

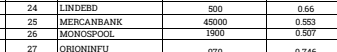
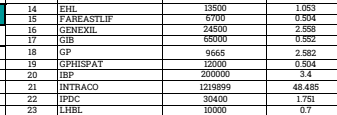
Top 10 Companies in terms of Value (BDT mn)- 24-11-2022			
Sl.	Instrument	Change %	Value(Mn)
1	CECL	9.3	213.861
2	GENEXIL	-0.82	189.029
3	SEAFARL	-0.44	125.929
4	ADVENT	6.89	123.233
5	ORIONPHARM	0	110.025
6	FDNALIFE	0.34	98.079
7	NAVANAPHAR	3.67	87.663
8	PRAGATILF	3.39	75.556
9	EHL	3.88	71.00
10	SOURPHARMA	-0.38	70.474

Stock Movement (last Day of the Week)		
Issues Advanced	Issues Declined	Issues Unchanged
46	28	226

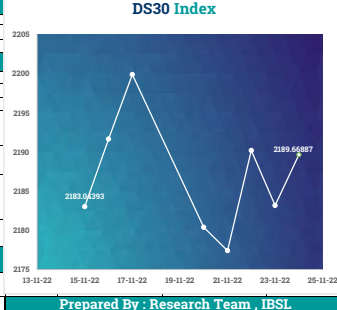
Commodity Statistics (23-11-2022)			
Price	Indicators	Change	Change %
89.11	ICE Brent crude oil(\$ per barrel)	0.63	0.71
7.29	NYMEX Natural gas (\$ per mmbtu)	0.76	11.64
814.5	Wheat (KCB) (USD/bu)	-1.5	-0.18
19.74	Sugar (USDb.)	-0.12	-0.6
82.24	Cotton (USD/lb.)	1.67	2.07
1741.72	Gold (USD/t oz.)	-3.97	-0.23

POLICY RATE	
Repo Rate-5.75%	Rev Repo Rate-4%
Special Repo Rate-8.75%	Bank Rate-4%

BLOCK 1 transactions : 24-11-2022			
Sl.	Inst Code	Quantity	Value(In Mn)
1	AAMRANET	18500	0.944
2	ACTIVEFINE	36000	1.027
3	AMCUPRAN	4200	1.020
4	BATBC	28613	15.012
5	BIS	126000	2.457
6	BRSBABLES	41215	1.923
7	BDLAMP5	2825	0.655
8	BEKACHRICH	25000	1.012
9	BEKOSKUK	50000	4.35
10	BEXIMCO	16101	16.81
11	BRACBANK	34500	1.55
12	BSC	265000	32.5
13	BSCCL	7604	1.519
14	EHL	13500	1.053
15	FABESTILF	87000	8.700
16	GENEXIL	24500	2.558
17	GIB	65000	0.952
18	GP	9665	2.302
19	GPHISPAT	12000	0.504
20	IBP	200000	3.4
21	INTRACO	1219899	48.485
22	IFPC	30400	1.753
23	LHEL	10000	0.7
24	LINDEBD	500	0.66
25	MERCANBANK	45000	0.583
26	MONGROOL	1900	0.507
27	ORIONNFU	970	0.746
28	ORIONPHARM	49,89000	49.890
29	POWERGRID	10900	0.514
30	PRAGATILF	44500	5.028
31	RACZBAMIC	38800	1.517
32	RDFOOD	15000	0.585
33	RENATA	98372	119.56
34	RNCCHINE	99999	0.63
35	SATFPPOWER	100000	2.97
36	SALVOCHEM	174910	10.2
37	SILVAFPH	2708	0.583
38	SONALIPHR	783	0.5
39	TRUSTBANK	20,94	20.94
40	UCB	45000	0.526
Total		4212832	358.398



Economic Update		
Indicator	Value	Unit
Forex Reserve Close (October 22)	3568.8	USD in Mn
Call Money Rate (23-11-2022)	27	Weighted Average Interest
Inflation Rate (Point to Point)	8.91%	%
Consumer Price Index	334.89	Oct-22



Prepared By : Research Team , IBSL

Economic Update		
Indicator	Value	Unit
Forex Reserve Close (October 22)	3568.8	USD in Mn
Call Money Rate (23-11-2022)	27	Weighted Average Interest
Inflation Rate (Point to Point)	8.91%	%
Consumer Price Index	334.89	Oct-22

Exchange Rates (24th November) - Source: Standard Chartered Bank		
Currency	Buy	Sell
US Dollar (USD)	100.0000	101.0000
EURO (EUR)	104.3401	105.3835
Pound sterling (GBP)	120.8850	122.0939
Australian Dollar (AUD)	67.5000	68.2761
Chinese Yuan (CNY)	13.9979	14.1378
Japanese Yen (JPY)	0.7207	0.7279
Swiss franc (CHF)	106.4132	107.4753
Norwegian Krone (NOK)	10.0931	10.1941
Swedish Krona (SEK)	9.5241	9.5960
Canadian Dollar (CAD)	74.9525	75.7122
Hong Kong Dollar (HKD)	12.8045	12.9326
Singapore Dollar (SGD)	72.7801	73.5079
US Dollar (AUD)	27.2425	27.4972
Saudi Riyal (SAR)	26.6067	26.8728
Danish Krone (DKK)	14.0302	14.1705
Kuwaiti Dinars (KWD)	324.8217	328.0599

DSE Important News of The Week		
RAHIMAF00: Q1 Financials	EPS was Tk 0.21 for July-September 2022 as against Tk. 0.04 for July-September 2021.	

RESERVE RATIO		
Category	SLR	CCR
Traditional Banking	13%	4.00%
Islamic Banking	5.50%	4.00%
Deposit Taker FIs	5.00%	1.50%
Non Deposit Taker FIs	2.5%	

International Crude Oil Price Trend (USD/BBL)		
Date	Price (USD/BBL)	Change
19-07-22	97.596	
22-07-22	96.317	
26-07-22	96.317	
30-07-22	96.317	
03-08-22	96.317	
07-08-22	96.317	
11-08-22	96.317	
15-08-22	96.317	
19-08-22	96.317	
23-08-22	96.317	
27-08-22	96.317	
31-08-22	96.317	
04-09-22	96.317	
08-09-22	96.317	
12-09-22	96.317	
16-09-22	96.317	
20-09-22	96.317	
24-09-22	96.317	
28-09-22	96.317	
02-10-22	96.317	
06-10-22	96.317	
10-10-22	96.317	
14-10-22	96.317	
18-10-22	96.317	
22-10-22	96.317	
26-10-22	96.317	
30-10-22	96.317	
03-11-22	96.317	
07-11-22	96.317	
11-11-22	96.317	
15-11-22	96.317	
19-11-22	96.317	
23-11-22	96.317	
27-11-22	96.317	
31-11-22	96.317	

Source: Bangladesh bank

