



Islami Bank Securities Limited

A Subsidiary of Islami Bank Bangladesh Limited

Sector Statistics							DSE Update			
SL NO	Sector	Total Closing Price	Current EPS	P/E	Market Cap (in mn)	Market Cap (%)	Traded Company	Particular	This Week	Last Week
1	Bank	623.00	89.11	7	660,080.00	12.8%	32	DSEX	6,327.65	6,425.74
2	Cement	357.40	18.16	36	118,424.10	2.3%	7	Market Cap (BDT bn)	5,143.16	5,193.12
3	Ceramics Sector	220.50	4.33	68	35,922.20	0.7%	5	Market Cap (USD bn)	55.60	56.14
4	Corporate Bond	-	-	-	36,854.00	0.7%	5	Daily Average Turnover (BDT mn)	7,644	8,600
5	Engineering	3,885.40	133.08	27	541,842.40	10.5%	42	Daily Average Turnover (USD mn)	83	93
6	Financial Institutions	546.20	33.59	18	192,175.00	3.7%	19	Daily Average Volume (mn)	199	221
7	Food & Allied	4,587.40	118.23	46	383,759.10	7.5%	15	Weighted Average PE	14.30	14.47
8	Fuel & Power	4,813.70	225.69	12	476,337.20	9.3%	22	Global Indices		Index
9	Insurance	2,305.90	126.71	18	164,993.90	3.2%	54	AMERICA		
10	IT Sector	498.80	17.87	23	33,408.70	0.7%	11	Dow Jones (USA)		30,530.25
11	Jute	441.10	4.07	108	1682.7	0.0%	2	NASDAQ 100 (USA)		11,546.76
12	Miscellaneous	2,617.70	119.15	22	248,764.50	4.8%	13	S & P 500 (USA)		3,764.79
13	Mutual Funds	3,245.40	308.19	11	47,143.50	0.9%	35	EUROPE		
14	Paper & Printing	931.50	29.19	36	26,121.00	0.5%	6	IMDAX (Germany)		27,246.16
15	Pharmaceuticals & Chemicals	13,317.10	382.52	26	706,220.70	13.7%	29	CAC 40 (France)		5,916.63
16	Services & Real Estate	194.20	9.65	23	26,139.80	0.5%	4	FTSE 100 (Britain)		7,089.22
17	Tannery Industries	1,496.90	32.80	46	35,372.60	0.7%	6	ASIA		
18	Telecommunication	547.00	37.63	16	595,803.50	11.6%	3	Hang Seng (Hong Kong)		21,559.59
19	Textile	1,991.10	86.32	21	156,490.60	3.0%	50	Kospi / Republic Of Korea		2,408.93
20	Travel & Leisure	137.20	6.47	31	27,391.60	0.5%	30	Nikkei 225 (Japan)		26,149.55
21	Treasury Bond	-	-	-	547,728.40	10.7%	-	Sensex (India)		52,532.07
								Shanghai Composite (China)		3,306.72

Market Gainer, Loser and Turnover

Top 10 Gainer				Block Transactions : 23-06-2022			
Sl.	Instrument	Change %	Turnover Value in Tk.	SL	Instrument	Quantity	Value in (mn)
1	Meghna Insurance Company Limited	60.10	490,000	1	AL-HAJTEX	20,000	2,360
2	Information Services Network Ltd.	13.46	151,227,000	2	ANWARGALV	800,000	353,200
3	Sonargaon Textiles Ltd.	11.33	255,820,000	3	BBS	738,590	16,906
4	AI-Hai Textile Mills Limited	9.27	407,562,000	4	BDCOM	39,440	1,408
5	Fine Foods Limited	9.17	132,240,000	5	BDFINANCE	200,000	10,800
6	Sinobangla Industries Limited	9.06	219,895,000	6	BEXIMCO	30,000	4,175
7	Titas Gas Trans. & Dist. Co. Ltd.	8.57	297,888,000	7	CITYBANK	1,000,000	22,600
8	Global Heavy Chemicals Limited	7.19	10,050,000	8	CONFIDCEM	1,100,000	108,680
9	Intech Limited	5.34	44,226,000	9	CVOPRL	5,000	0,934
10	Premier Bank Perpetual Bond	5.03	191,000	10	DELTA LIFE	364,245	45,531

Top 10 Loser			
Sl.	Instrument	Change %	Turnover Value in Tk.
1	Apex Tannery Limited	(9.37)	49,473,000
2	Peoples Insurance Company Ltd.	(9.18)	88,517,000
3	Olympic Accessories Limited	(8.33)	50,305,000
4	Eastland Insurance Company Limited	(8.31)	20,573,000
5	Yeakin Polymer Limited	(8.15)	128,119,000
6	Paramount Insurance Co. Ltd.	(8.03)	23,197,000
7	Rangpur Dairy & Food Products Limited	(7.56)	171,035,000
8	Asia Insurance Co. Ltd.	(7.26)	74,259,000
9	Sunlife Insurance Company Limited	(6.96)	62,730,000
10	Bangladesh National Insurance Company	(6.91)	40,700,000

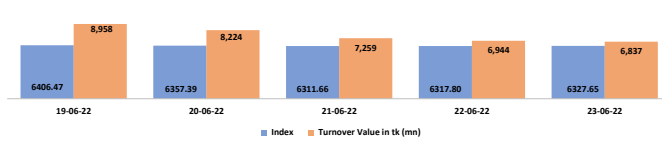
Top 10 Companies by Turnover			
Sl.	Instrument	Change %	Turnover Value in Tk.
1	Bangladesh Export Import Company Ltd.	0.15	3,188,708,000
2	Shinepukur Ceramics Ltd.	(0.20)	1,448,855,000
3	JMI Hospital Requisite Manufacturing Li	0.48	1,199,183,000
4	Bangladesh Shipping Corporation	0.43	1,073,647,000
5	Anwar Galvanizing Ltd.	0.77	902,647,000
6	Fu Wang Food Ltd.	4.93	686,310,000
7	IPDC Finance Limited	(3.07)	664,192,000
8	RAK Ceramics (BD) Ltd.	(5.16)	659,758,000
9	Monno Fabrics Limited	(6.51)	585,075,000
10	SAIF Powertec Limited	(6.36)	441,953,000
	Total		10,207,229

Prepared By : Research Team , IBSL

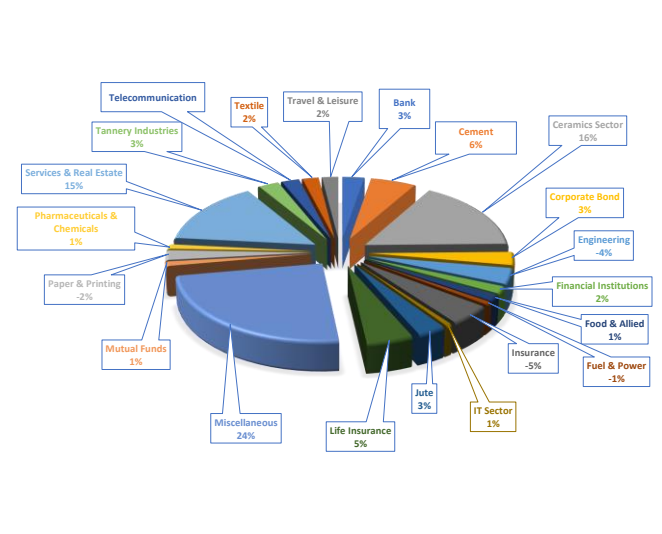
DISCLAIMER:- This document has been prepared by the Research Team of Islami Bank Securities Limited (IBSL) for information only of its clients residing both in Bangladesh and abroad, on the basis of the publicly available information in the market and own research. This document has been prepared for information purpose only and does not solicit any action based on the material contained herein and should not be taken as an offer or solicitation to buy or sell or subscribe to any security. Neither IBSL nor any of its directors, shareholders, member of the management or employee represents or warrants expressly or impliedly that the information or data of the sources used in the documents are genuine, accurate, complete, authentic and correct. However all reasonable care has been taken to ensure the accuracy of the contents of this document. IBSL will not take any responsibility for any decisions made by investors based on the information herein.

Head Office 20 Dilkusha, Dhaka Contact : 01709638717	Head Office (Ext.) 63 Dilkusha, Dhaka Contact : 01755645328	Head Office (Ext.) 161 Motijheel, Dhaka Contact : 01730397305	Head Office (Ext.) Nikunja DSE Tower Level- 09, Room-166, Nikunja-2 Khilkhet, Dhaka-1229 Contact : 01730397305
Chattogram Branch 3 Sheikh Mujib Road, Agrabad Contact : 01787692079	Khulna Digital Booth Akhanka Tower (2nd Floor), Khulna Contact : 01718831272		

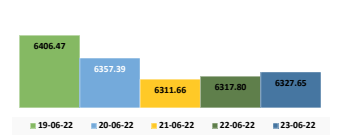
DSE MARKET & TURNOVER



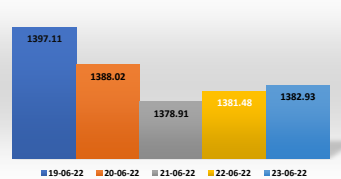
CHANGE IN %



DSEX INDEX



DSE Shariah Index



DSEX IN YEAR

