



Sector Statistics						DSE Update					
SINO	Sector	Total Closing Price	Current EPS	P/E	Market Cap (Crone)	Market Cap (%)	Traded Company	Particular	Last Day of the Week		
1	Bank	516.6	93.84	6.20	66,217.46	8.70%	28	Total Trade	50209.00		
2	Cement	283.3	12.3	33.92	10,099.66	1.46%	6	Total Volume	89,227,230		
3	Ceramics Sector	234	2.52	90	3,293.27	0.43%	4	Total Value in (Tk mn)	22,777.48		
4	Corporate Bond	0	0	0	3,611.48	0.48%	1	Total Market Cap in (Tk mn)	7,610,606		
5	Debtenture	0	0	0	9.84	0.00%	0	Market Annualized PE	17.81		
6	Engineering	2946	37.39	83.17	52,523.63	6.90%	36	Market Parameter	21st December		
7	Financial Institutions	472.5	31.68	27.81	18,954.42	2.27%	14	Change	-0.34%		
8	Food & Allied	8939.5	189.77	47.97	37,683.00	4.95%	16	Global Indices	Index (22-12-2022)		
9	Fuel & Power	4462.3	217.58	16.18	45,010.48	5.91%	20	AMERICA	Open	32,795.24	
10	Insurance	2290.7	122.51	17.49	16,238.46	2.13%	47	Dow Jones (USA)	Open	11,097.42	
11	IT Sector	571.7	31.20	27.96	3,811.34	0.50%	10	NASDAQ 100 (USA)	Open	3,839.49	
12	IT Sector	571.7	31.20	27.96	3,811.34	0.50%	10	S&P 500 (USA)	Open	3,839.49	
13	Miscellaneous	868	10.96	18.49	17,264.47	2.00%	16	EUROPE	Open	25,080.77	
14	Mutual Funds	3119.5	284.32	18.46	4,724.02	0.62%	17	MDAX (Germany)	Open	24,962.50	
15	Paper & Printing	1179.7	40.28	34.39	3,969.38	0.52%	6	CAC 40 (France)	Open	6,469.11	
16	Pharmaceuticals & Chemicals	19589.9	422.4	28.24	71,514.63	9.40%	33	FTSE 100 (Britain)	Open	7,370.62	
17	Services & Real Estate	2016.6	7.92	20.44	2,612.74	0.35%	4	ASIA	Open	19,517.41	
18	Tannery Industries	1277.9	42.92	24.59	3,870.62	0.44%	6	Hong Kong (Hong Kong)	Open	13,162.63	
19	Telecommunication	533.5	42.09	13.78	58,023.18	7.62%	3	Korea (Republic of Korea)	Open	2,340.00	
20	Textile	1529.7	32.18	35.15	10,171.44	1.15%	84	Nikkei 225 (Japan)	Open	26,387.72	
21	Travel & Leisure	247.6	7.16	32.45	4,302.99	0.57%	3	Sensex (India)	Open	61,067.24	
22	Treasury Bond	0	0	0	54,772.84	7.20%	0	Shanghai Composite (China)	Open	3,065.80	
								NIFTY 50	Open	18,288.80	

Market Gainer, Loser and Turnover

Top 10 Gainer (by closing price 22-12-2022)			
Sl.	Instrument	Change %	Close
1	KCPL	6.69%	88.3
2	INTRACD	7.29%	48.4
3	SONALJANSI	5.49%	468.0
4	GENEXL	5.02%	112.9
5	ADNTEL	4.79%	89.0
6	SEAPPEARL	4.40%	200.7
7	MNNNGMGL	4.30%	860.0
8	BDTHAIFOOD	3.79%	49.2

Top 10 Loser (by closing price 22-12-2022)			
Sl.	Instrument	Change %	Close
1	ORIONNFU	-7.49%	928.3
2	FORNINE	-4.77%	76.7
3	COPPERTECH	-3.90%	36.3
4	KORHNOR	-2.32%	412.5
5	FORALBANK	-2.28%	260.0
6	ATLASBANG	-2.10%	34.2
7	ONEBANKLTD	-1.96%	81.3
8	MNNKOCERA	-1.65%	180.7
9	SHASBANS	-1.1%	49.5
10	DSSEGAME	-0.99%	148.9

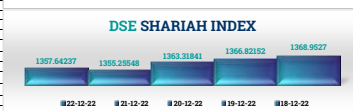
Top 10 Companies in terms of Value (BDT mn) 22-12-2022			
Sl.	Instrument	Change %	Value(Mn)
1	MNNKOCERA	1.66	163,318.0
2	SEAPPEARL	4.49	109,310.0
3	MNNNGMGL	5.79	84,420.0
4	BPML	1.93	66,279.0
5	INTRACD	1.87	60,000.0
6	GENEXL	0.13	43,390.0
7	ADNTEL	3.92	40,890.0
8	ORIONPHARM	5.49	42,560.0
9	PRAGATILF	2.19	40,660.0
10	BP	0.54	36,890.0

Stock Movement (last Day of the Week)			
Sl.	Issues Advanced	101	156
2	Issues Declined	101	156
3	Issues Unchanged	156	101

Commodity Statistics (21-12-2022)			
Price	Indicators	Change	Change %
79.84	ICE Brent crude oil(\$ per barrel)	0.43	0.54
6.92	NYMEX Natural gas (\$ per mmbtu)	-0.14	-2.47
752.75	Wheat (KCB) (USD/bu.)	2.00	0.27
20.58	Sugar (USD/b.)	0.31	1.53
87.80	Cotton (USD/lb.)	3.29	3.89
1815.36	Gold (USD/1 oz.)	11.40	0.63

POLICY RATE			
Repo Rate-5.75%	Rev Repo Rate-4%	56	UNILEVERCL
Special Repo Rate-8.75%	Bank Rate-4%	57	UTTARABANK

DSE INDEX			
Sl.	Inst Code	Quantity	Value(Mn)
1	ACI	13700	3,271
2	ADNTEL	26000	2,146
3	ADNTEL	180000	20,454
4	ANWARGALV	703000	165,908
5	BATBC	12250	11,205
6	BBS	29500	0,775
7	BEKIMCO	19129	2,113
8	BSCCL	12509	2,499
9	BSRMLTD	5570	0.5
10	BXPHARMA	100000	14,99
11	CBIBANK	15000	3,174
12	DELTA LIFE	5000	0.65
13	DONDEANPWR	24000	1.44
14	EP	19024	10,719
15	FINEFOODS	30000	1.8
16	GENNET	13597	10,154
17	GOLDENSON	100000	1.92
18	GP	14723	3,856
19	HIREX	10000	1,577
20	IB	100000	1.77
21	INTRACO	122000	5,001
22	IPDC	28000	8,704
23	JMSJOL	3500	0.223
24	KDSALTD	15818	12,162
25	LHRL	132800	9,125
26	MARJESSIN	5180	1,112
27	MARJOD	149	0.589
28	METROSPIN	22710	1,556
29	MIRAKHTER	22000	1,034
30	MJLBO	19830	1,591
31	MNNNGMGL	1421	1.18
32	MNNKOCERA	14498	1,953
33	NBL	20000	2.61
34	ORIONPHARM	32099	2,599
35	PEOPLESSIN	17100	0.643
36	PFESTIB	471076	5
37	PIONEERINS	143	0.747
38	POWERGRID	90000	4,072
39	PTI	11564	9,119
40	PURABGEN	190000	5,06
41	RUMATA	169954	207,611
42	SALPOWER	55000	1,517
43	SABHAMCOIT	200000	3.2
44	SALVOCHHEM	18000	11,482
45	SBACBANK	6440000	68,264
46	SEAPPEARL	702495	118.7
47	SIMTEX	110859	1,907
48	SINGEIB	10000	1.4
49	SONALLIFE	89822	5,424
50	SOUTHGASTB	1491800	19,589
51	SOURPHARMA	105176	21,681
52	SUMITPOWER	115000	3,854
53	SUNLIFEINS	114833	7.12
54	TAKAFULINS	11000	0.528
55	TITASAS	195000	7,215
56	UNILEVERCL	8750	16,244
57	UTTARABANK	22900	0.511

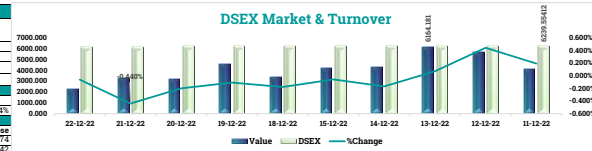


Economic Update		USD in Mn
Forex Reserve (Gross October 22)	3505.0	
Call Money Rate (21-12-2022)	5.77	Weighted Average Interest Rate
Inflation Rate (Point to Point)	8.85%	Nov-22
Consumer Price Index	334.89	Oct-22

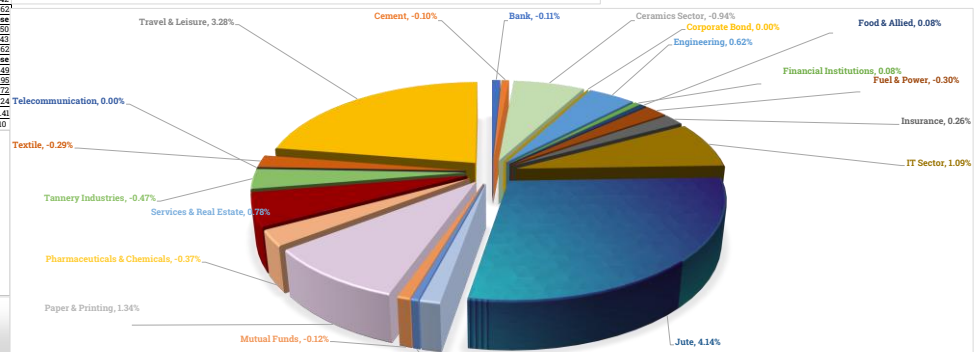
Exchange Rates (21st Dec) - Source: Standard Chartered Bank			
Currency	Buy	Sell	
US Dollar (USD)	101.0000	102.0000	
EURO (EUR)	107.2100	108.2000	
Pound sterling (GBP)	122.9374	124.1546	
Australian Dollar (AUD)	67.3822	68.0494	
Chinese Yuan (CNY)	14.4835	14.6209	
Japanese Yen (JPY)	0.7647	0.7723	
Swiss Franc (CHF)	108.8938	109.9115	
Norwegian Krone (NOK)	10.2172	10.3184	
Swedish Krona (SEK)	9.6828	9.7787	
Canadian Dollar (CAD)	74.2047	74.8094	
Hong Kong Dollar (HKD)	12.9603	13.0887	
Singapore Dollar (SGD)	74.6902	75.4297	
US Dollar (USD)	27.5017	27.7140	

DSE Important News of the Week			
IBP: Credit Rating Result	Emerging Credit Rating Limited (ECRL) has assigned initial credit rating of the Company as 'BB'		

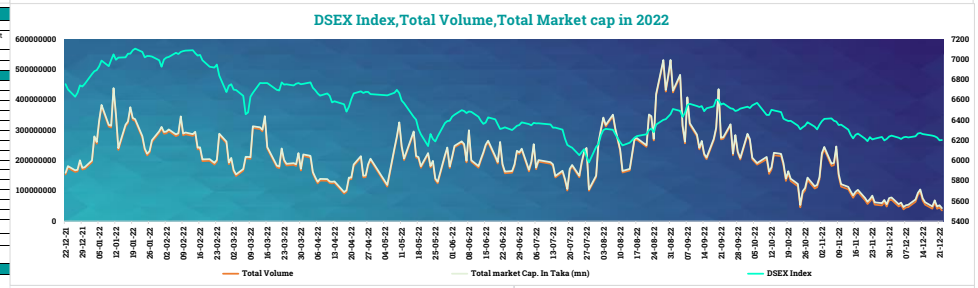
RESERVE RATIO			
SLR	CRR	Traditional Banking	Islamic Banking
13%	4.00%	13%	4.00%
5.00%	1.50%	5.00%	1.50%
2.5%		Non Deposit Taker FIs	2.5%



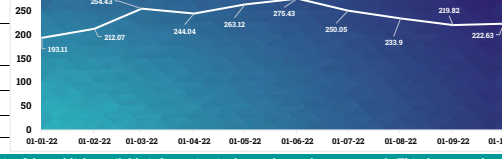
Follow Us On All The Social Medias To Stay Updated
 Facebook: <https://lnkd.in/g/W6eKPK>
 LinkedIn: <https://lnkd.in/g/PPTPNK>
 Instagram: <https://lnkd.in/g/99XqBh>
 Twitter: <https://lnkd.in/g/Z5NKUJ>
 YouTube: <https://www.youtube.com/@islambanksecuritieslimited>



TURNOVER CHANGE IN %



Monthly Crude Oil Price Index (USD/BBL)



DS30 Index



DISCLAIMER: This document has been prepared by the Research Team of Islami Bank Securities Limited (IBSL) for information only of its clients residing both in Bangladesh and abroad, on the basis of the publicly available information in the market and own research. This document has been prepared for informational purposes only and does not solicit any action based on the material contained herein and should not be taken as an offer or solicitation to buy or sell or subscribe to any security. Neither IBSL nor any of its directors, shareholders, member of the management, or employees represents or warrants expressly or impliedly that the information or data of the sources used in the documents are genuine, accurate, complete, authentic, and correct. However all reasonable care