



Islamic Bank Securities Limited

Subsidiary of Islamic Bank Bangladesh Limited

Sector Statistics							DSE Update		
SL NO	Sector	Total Closing Price	Current EPS	P/E	Market Cap (in mn)	Traded Company	Particular	This Week	Last Week
1	Bank	616.6	93.17	5.96	66,270.89	32	DSEX	6564.00	6487.17974
2	Cement	371.3	18.66	37.19	12,687.02	7	Market Cap (BDT bn)	5,227	5,201
3	Ceramics Sector	213.7	4.07	64.86	3,362.26	5	Market Cap (USD bn)	4.99	49.87
4	Corporate Bond	0	0	0	3,536.09	3	Daily Average Turnover (BDT mn)	20,220,781.758	14,165,859.945
5	Debtenture	0	0	0	9.84	0	Daily Average Turnover (USD mn)	193,044.88	133,813.433
6	Engineering	4,173.30	140.63	32.66	54,289.22	45	Daily Average Volume (mn)	308,000.852	239,255.403
7	Financial Institutions	500.3	26.12	21.73	19,259.93	18	Weighted Average PE	14.79	14.71
8	Food & Allied	4,947.00	134.59	48.84	37,704.13	17	Global Indices		
9	Fuel & Power	4,872.20	217.21	13.26	47,143.82	22	AMERICA	Open	Prev Close
10	Insurance	2,133.30	127.78	16	16,200.73	54	Dow Jones (USA)	30,888.53	30,706.23
11	IT Sector	565.4	18.12	30.63	3,777.94	11	NASDAQ 100 (USA)	11,892.72	11,851.54
12	Jute	618.3	4.07	152.04	219.52	2	S & P 500 (USA)	3,776.29	3,853.93
13	Miscellaneous	2,872.60	141.94	21.36	26,906.83	17	EUROPE	Open	Prev Close
14	Mutual Funds	3,238.50	300.82	12.55	4,749.71	28	MDAX (Germany)	23,571.38	23,759.51
15	Paper & Printing	1,135.80	29.7	48.19	4,251.74	6	CAC 40 (France)	5,928.50	5,979.47
16	Pharmaceuticals & Chemicals	13,977.60	430.66	31.9	77,183.41	33	FTSE 100 (Britain)	7,192.66	7,192.66
17	Services & Real Estate	242.4	10.29	25.13	3,089.60	4	ASIA	Open	Prev Close
18	Tannery Industries	1,574.40	62.02	31.5	3,374.98	4	Hang Seng (Hong Kong)	18,080.93	18,444.62
19	Telecommunication	548.8	39.04	17.45	58,242.50	6	Koexi (Republic Of Korea)	27,053.58	27,313.13
20	Textile	2,094.70	86.42	21.75	16,503.79	51	Nikkei 225 (Japan)	59,073.84	59,456.78
21	Travel & Leisure	239.2	6.47	41.25	4,172.05	3	Sensex (India)	3,098.77	3,117.18
22	Treasury Bond	0	0	0	54,772.84	0	Shanghai Composite (China)	41,220.91	41,220.91
							Karachi 100	41,220.91	41,220.91

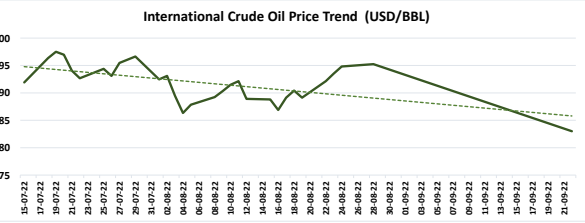
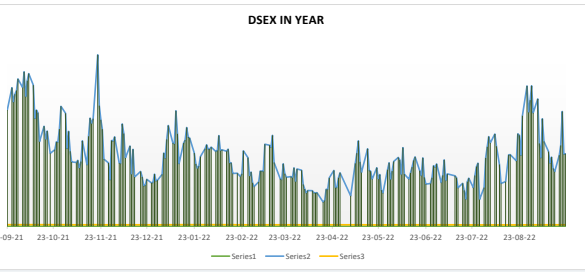
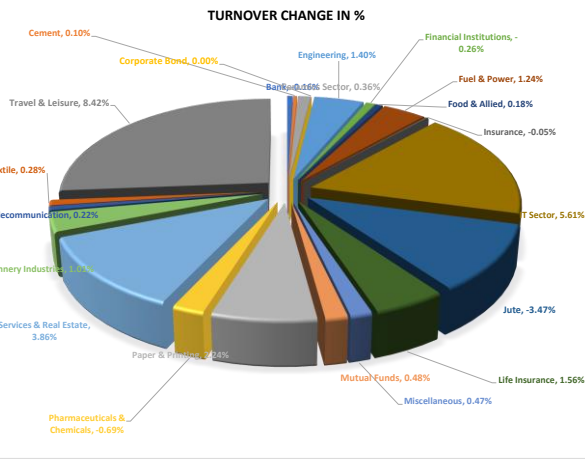
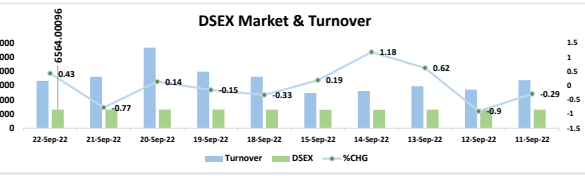
Market Gainer/Loser and Turnover				Block Transactions : 22-09-2022			
Top 10 Gainer				SL	Instrument	Quantity	Value in (mn)
1	Instrument	Change %	Turnover Value in Tk.	1	AAMRTECH	45000	1,767
2	BIXCOM Online Ltd	52.62	1,623,250,000	2	ADVENT	100000	2.85
3	Sea Pearl Beach Resort & Spa Limited	46.41	836,607,000	3	AGNISYS	50000	1,208
4	Bashundhara Paper Mills Limited	31.24	1,423,790,000	4	AL-HATEX	30795	4,207
5	Avir Pipes Ltd.	30.73	29,355,000	5	ASAPAGINS	40700	2.12
6	Bangladesh Shipping Corporation	24.74	4,797,041,000	6	BAYLEASING	22000	0.526
7	Index Agro Industries Limited	23.52	418,740,000	7	BOCOM	458002	22,765
8	Orion Intekon Ltd.	21.15	1,523,467,000	8	BOFINANCE	112500	4,961
9	BD Tea Food & Beverage Limited	21.65	366,515,000	9	BEACONPHAR	5900	2,215
10	ADN Telecom Limited	19.41	253,539,000	10	BEXIMCO	21082	3,036
				11	BPML	7095	0.56
				12	BRACBANK	13200	0.508
				13	BSC	141000	22,77
				14	BXPHERMA	5900	1,123
				15	CNATEX	670000	7.37
				16	COPPERTECH	28000	3,368
				17	DCIC	162500	6,731
				18	FAREASTLF	12500	1.1
				19	FORTUNE	54999	4,555
				20	FILWANGCR	30000	0.543
				21	GSPFINANCE	556565	16.88
				22	HAKKANPUL	8000	0.632
				23	HRTX	10000	1,275
				24	ICBAGRANI1	58200	0.588
				25	INDEAGARO	33000	4.08
				26	INTRACO	1557000	59,128
				27	IPDC	597000	40,496
				28	JHRML	6000	0.828
				29	KDSALTD	6500	0.358
				30	LHBL	24500	1,984
				31	MEGHNALIFE	15000	1.05
				32	METROSPIN	130000	5,594
				33	MHSVM	65000	3,82
				34	MLDYENG	48850	1,211
				35	MONNOFABR	25000	0.603
				36	NAYELCP	209999	14.68
				37	GRIONINFU	50000	27,955
				38	GRIONPHARM	403963	60,514
				39	PENINSULA	25000	0.843
				40	PRIMELEBA	70300	0.951
				41	PRIMETEX	20000	0.83
				42	PTL	10000	0.845
				43	PUBALIBANK	65000	1,839
				44	RANFOUNDRY	9000	1,822
				45	SEPEARL	165750	18.24
				48	TAKAFUINS	11000	0.561
				49	TOSRIFA	52070	1,288
				50	UNIQUEHRL	7120	0.501
					Total	6337860	366.996

Top 10 Loser			
SL	Instrument	Change %	Turnover Value in Tk.
1	Sotargon Textiles Ltd.	(18.92)	347,194,000
2	Northern Jute Manufacturing Co. Ltd.	(16.06)	89,589,000
3	Swati Knish Industries Limited	(14.27)	268,268,000
4	Sino Bangla Industries Limited	(12.54)	228,123,000
5	Ambee Pharma Ltd.	(12.16)	82,833,000
6	JMI Synges & Medical Devices Ltd.	(11.00)	504,881,000
7	Wana Chemicals Limited	(10.65)	62,913,000
8	Apex Foods Limited	(10.59)	103,540,000
9	Nabeel Aluminium Composite Panel Ltd.	(10.36)	1,031,838,000
10	Rohini Textile Mills Ltd.	(10.25)	43,109,000

Top 10 Companies by Turnover			
SL	Instrument	Change %	Turnover Value in Tk.
1	Orion Pharma Ltd.	28.13	12,484,796,000
2	Bangladesh Export Import Company Ltd.	(1.03)	11,367,589,000
3	Bangladesh Shipping Corporation	24.74	4,797,041,000
4	JMI Hospital Requisite Manufacturing Li	13.56	3,580,363,000
5	LafargeHolcim Bangladesh Limited.	0.60	2,428,115,000
6	Unique Hotel & Resorts Limited	8.61	2,028,023,000
7	Eastern Housing Limited	16.96	1,976,040,000
8	The ACMI Laboratories Limited	11.33	1,975,677,000
9	Shanghaier Cosmetics Ltd.	5.20	1,917,288,000
10	Shahjahan Power Co. Ltd.	16.40	1,866,220,000

POLICY RATE	
Repo Rate	5.50%
Special Repo Rate	8.50%
Rev Repo Rate	4.00%
Bank Rate	4.00%

RESERVE RATIO	
Traditional Banking	13% 4.00%
Islamic Banking	5.50% 4.00%
Deposit Taker FIs	5.00% 1.50%
Non Deposit Taker FIs	2.5%



Prepared By : Research Team ,IBSL

Source: Bangladesh bank

DISCLAIMER:- This document has been prepared by the Research Team of Islamic Bank Securities Limited (IBSL) for information only of its clients residing both in Bangladesh and abroad, on the basis of the publicly available information in the market and own research. This document has been prepared for information purposes only and does not solicit any action based on the material contained herein and should not be taken as an offer or solicitation to buy or sell or subscribe to any security. Neither IBSL, nor any of its directors, shareholders, members of the management or employee representatives or various expressly or implicitly that the information or data of the sources used in the documents are genuine, accurate, complete, authentic and correct. However all reasonable care has been taken to ensure the accuracy of the contents of this document. IBSL will take any responsibility for any decisions made by investors based on the information herein.