

Sector Statistics						DSE Update			
SINO	Sector	Total Closing Price	Current EPS	P/E	Market Cap (Crone)	Market Cap (%)	Traded Company	Particular	Last Day of the Week
1	Bank	518.4	93.92	6.29	66,602.49	13.24%	32	Total Trade	85378.00
2	Cement	263.6	12.3	34.04	11,901.54	2.21%	6	Total Volume	54,475,457
3	Ceramics Sector	241.6	2.51	90	3,321.75	0.66%	5	Total Value in (tk mn)	4252.71
4	Corporate Bond	0	0	0	3,613.59	0.72%	3	Total Market Cap in Tk (mn)	7,637,279
5	Debtenture	0	0	0	9.84	0.00%	0	Market Parameter	
6	Engineering	2026	40.88	88.6	52,591.05	10.49%	38	14th December	
7	Financial Institutions	422.7	21.72	27.81	18,047.84	3.60%	15	Market Annualized PE	19.00
8	Food & Allied	8,476.4	189.19	40.43	37,875.88	7.59%	18	DSE Indices	Index(15-12-2022)
9	Fuel & Power	4,889.9	217.66	16.35	45,123.26	9.00%	19	DSEX	34,268.44
10	Insurance	2,293.6	131.96	17.44	16,211.26	3.24%	51	Bow Jones (USA)	11,954.20
11	IT Sector	603.7	22.4	27.86	4,068.66	0.81%	10	NASDAQ 100 (USA)	4,539.84
12	Life	526	5.97	18.36	329.14	0.04%	2	S&P 500 (USA)	4,539.84
13	Miscellaneous	108.66	12.30	18.46	4,727.88	0.94%	26	MDAX (Germany)	25,932.88
14	Mutual Funds	3,919.9	234.33	19.46	4,433.27	0.89%	6	CAC 40 (France)	6,244.98
15	Paper & Printing	1,925.9	42.23	47.48	7,768.76	1.45%	35	FTSE 100 (Britain)	7,502.89
16	Pharmaceuticals & Chemicals	1,922.8	422.57	21.22	2,788.36	0.56%	4	ASIA	19,627.07
17	Services & Real Estate	210	7.96	24.85	3,203.88	0.64%	10	Hong Kong (Hong Kong)	2,361.83
18	Tannery Industries	331	10.5	19.78	58,023.18	11.57%	3	Kospi (Republic of Korea)	28,356.21
19	Telecommunication	5,535.5	42.09	23.96	1,066.17	0.21%	32	Nikkei 225 (Japan)	62,530.30
20	Textile	1,186.1	73.28	30.9	4,300.67	0.82%	3	Sensex (India)	3,177.20
21	Travel & Leisure	228.4	0	0	54,772.84	10.92%	0	Shanghai Composite (China)	18,660.30
22	Treasury Bond	0	0	0	0	0.00%	0	NIFTY 50	18,664.40



Follow Us On All The Social Medias To Stay Updated
 Facebook: <https://lnkd.in/g/W6EKPI>
 LinkedIn: <https://lnkd.in/g/PPTPKN>
 Instagram: <https://lnkd.in/g/99Xq8h>
 Twitter: <https://lnkd.in/g/2SfNKU>
 YouTube: <https://www.youtube.com/@islambanksecuritieslimited>

Market Gainer, Loser and Turnover

Top 10 Gainer (by closing price-15-12-2022)

SL	Instrument	Change %	Close
1	MONNOKORA	7.4922	188.3
2	MONNOKORA	6.288	309.4
3	APEXFOODS	5.4997	499.7
4	HAKRANPUL	4.1167	84.7
5	KATKALDI	4.0976	117.000
6	NORTHERN	4.5366	267.3
7	ANWARGALV	4.0589	233.6
8	PAPERPRINT	3.9964	299.0
9	KOHINOOR	1.6888	188.4
10	DOLAMP	1.109	302.0

Top 10 Loser (by closing price-15-12-2022)

SL	Instrument	Change %	Close
1	ORIONNPU	720.3	-7.50
2	KESALDI	274	-7.17
3	SALVOCHEM	434	-5.2155
4	JUTE SPINN	393.8	-3.9975
5	LENER	382	-3.2488
6	BOTHPATHO	237	-3.2878
7	BENGLAWTL	278	-2.1127
8	ADVENT	281	-2.0905
9	SSC	107.8	-2.0581
10	CENTRAINS	37.2	-1.847

Top 10 Companies in terms of Value (BDT mn)- 15-12-2022

SL	Instrument	Change %	Value(Mn)
1	SALVOCHEM	6.22	39,729.9
2	MONNOKORA	1.68	20,146.8
3	INTRACO	2.81	18,109.0
4	AAMRANET	2.50	12,079.8
5	KESALDI	7.12	11,967.9
6	GEMINISEA	2.53	11,426.0
7	ORIONPHARM	0.00	11,426.0
8	LENER	39.36	10,034.0
9	MONNOGML	3.38	8,812.0
10	GEMINISEA	3.78	6,810.9

Stock Movement (last Day of the Week)

1	Issues Advanced	36
2	Issues Declined	53
3	Issues Unchanged	234

Commodity Statistics (14-12-2022)

Price	Indicators	Change	Change %
80.61	ICE Brent crude oil(\$ per barrel)	1.28	1.61
6.68	NYMEX Natural gas (\$ per mmbtu)	-0.12	-1.76
741.75	Wheat (KCB) (USD/bu.)	-19.25	-2.53
89.76	Sugar (USD/b.)	0.38	1.96
81.81	Cotton (USD/lb.)	1.52	1.89
1808.71	Gold (USD/1 oz.)	20.49	1.15

POLICY RATE

Repo Rate-5.75%	Rev Repo Rate-4%	Bank Rate-4%	
57	SONALPAPR	1000	0.616



Economic Update

Forex Reserve (October, 22)

Call Money Rate (14-12-2022)

Inflation Rate (Point to Point)

Consumer Price Index

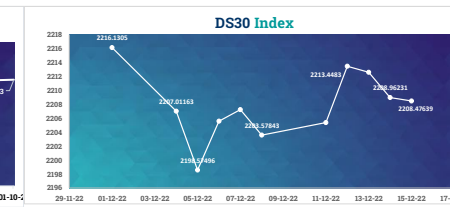
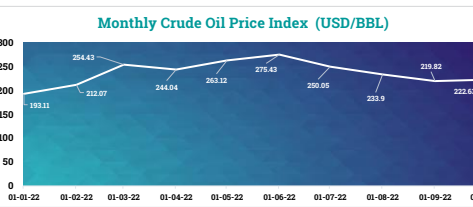
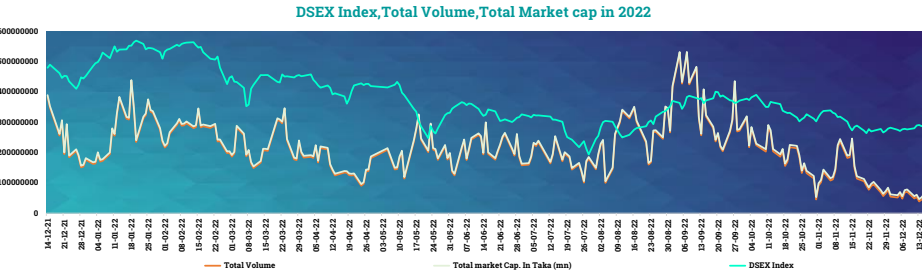
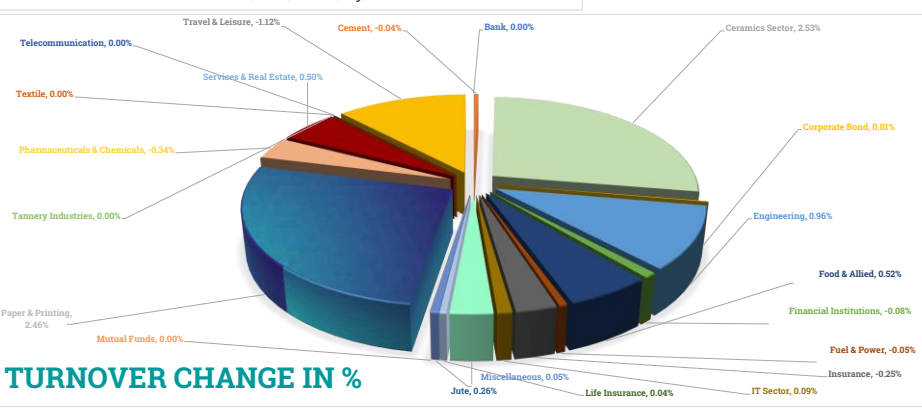
Instrument	Buy	Sell
US Dollar (USD)	101.0000	102.0000
EURO (EUR)	107.5750	108.6400
Pound sterling (GBP)	125.0765	126.3169
Australian Dollar (AUD)	69.0285	69.7119
Chinese Yuan (CNY)	14.9306	14.6472
Japanese Yen (JPY)	0.7451	0.7625
Swiss Franc (CHF)	109.0994	110.1392
Norwegian Krone (NOK)	10.2415	10.4458
Swedish Krona (SEK)	9.9049	10.0029
Canadian Dollar (CAD)	74.4778	75.2109
Hong Kong Dollar (HKD)	12.9872	13.1158
Singapore Dollar (SGD)	74.8813	75.6227
US Dollar (USD)	27.9972	27.9974
Saudi Riyal (SAR)	26.8617	27.1276
Danish Krone (DKK)	14.4621	14.6053
Kuwaiti Dinar (KWD)	329.4724	332.7345

DSE Important News of the Week

Khalid Rahman, one of the Sponsor Directors of the company, has expressed his intention to sell 14,79,961 shares.

RESERVE RATIO

Instrument	SLR	CRR
Traditional Banking	13%	4.00%
Islamic Banking	5.00%	4.00%
Deposit Taker FIs	5.00%	1.50%
Non Deposit Taker FIs	2.5%	-



DISCLAIMER: This document has been prepared by the Research Team of Islami Bank Securities Limited (IBSL) for information only of its clients residing both in Bangladesh and abroad, on the basis of the publicly available information in the market and own research. This document has been prepared for informational purposes only and does not solicit any action based on the material contained herein and should not be taken as an offer or solicitation to buy or sell or subscribe to any security. Neither IBSL nor any of its directors, shareholders, member of the management, or employees represents or warrants expressly or impliedly that the information or data of the sources used in the documents are genuine, accurate, complete, authentic, and correct. However all reasonable care