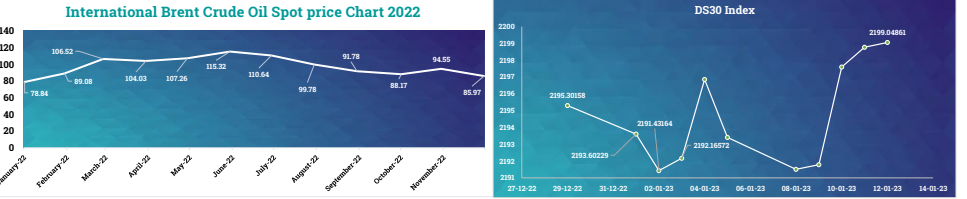
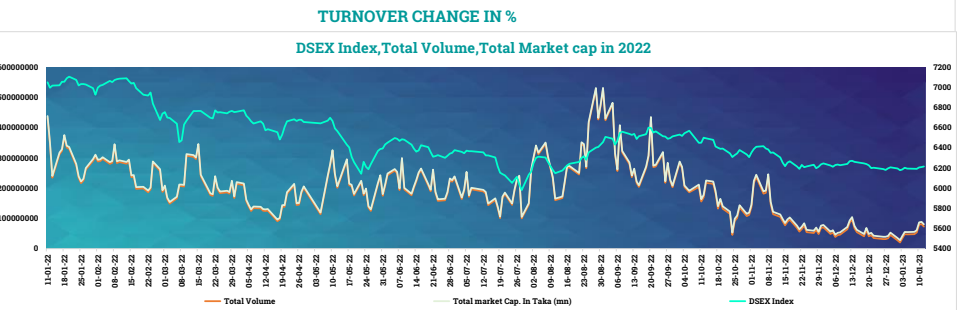
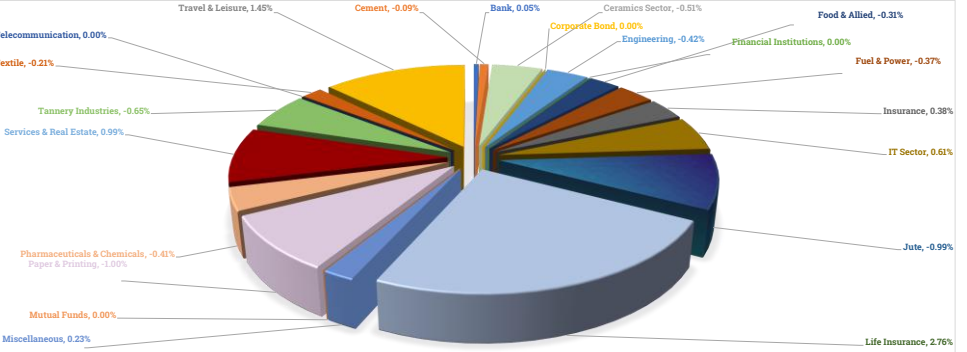
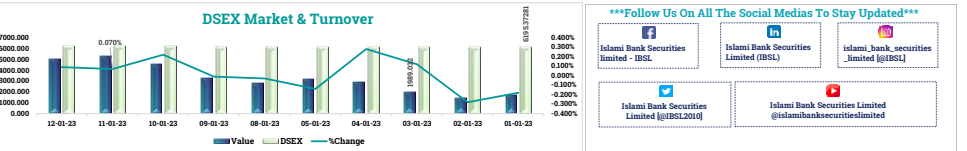




Sector Statistics										DSE Update									
SI/NO	Sector	Total Closing Price	Current EPS	P/E	Market Cap (Cron)	Market Cap (%)	Traded Company	Particular	Last Day of the Week										
1	Bank	617.6	93.78	6.20	66,591.94	13.20%	32	Total Trade	102681.00										
2	Cement	264.6	12.3	34.5	11,093.32	2.21%	7	Total Volume	72,806,972										
3	Ceramics Sector	217.7	2.52	90	3,225.13	0.64%	5	Total Value in (Tk mn)	5076.72										
4	Corporate Bond	0	0	0	3,514.94	0.70%	1	Total Market Cap in Tk (mn)	7,546,920										
5	Debtenture	0	0	0	9.84	0.00%	0	Variables	11th January										
6	Engineering	2,633.40	27.47	83.17	52,638.42	10.47%	40	Market Annualized PE	18.14										
7	Financial Institutions	472.5	31.68	27.81	18,443.23	3.67%	16	Index(12-01-2023)	83.13										
8	Food & Allied	8,249.90	160.23	66.53	37,548.52	7.47%	16	Market Parameter	10th January										
9	Fuel & Power	4,261.20	217.68	16.5	45,078.05	8.97%	19	Market Parameter	11th January										
10	Insurance	2,220.50	101.52	16.44	16,553.22	3.29%	85	Market Parameter	10th January										
11	IT Sector	601	21.24	31.24	4,140.69	0.82%	10	Market Parameter	10th January										
12	IT Sector	601	21.24	31.24	4,140.69	0.82%	10	Market Parameter	10th January										
13	Miscellaneous	2,561.40	108.46	18.62	277.94	0.06%	2	Market Parameter	10th January										
14	Mutual Funds	3,115.80	284.33	18.46	4,708.83	0.94%	17	Market Parameter	10th January										
15	Paper & Printing	1,192.10	42.86	29.77	4,229.85	0.84%	6	Market Parameter	10th January										
16	Pharmaceuticals & Chemicals	12,695.30	422.88	27.57	73,073.59	14.54%	34	Market Parameter	10th January										
17	Services & Real Estate	210.7	7.96	2.90	2,801.94	0.56%	4	Market Parameter	10th January										
18	Tannery Industries	1,278.70	42.3	24.11	3,223.15	0.64%	6	Market Parameter	10th January										
19	Telecommunication	535.5	42.09	13.78	68,023.18	11.55%	3	Market Parameter	10th January										
20	Textile	1,702.80	75.28	15.13	11,375.91	2.26%	37	Market Parameter	10th January										
21	Travel & Leisure	283.6	7.12	36.2	4,801.94	0.96%	3	Market Parameter	10th January										
22	Treasury Bond	0	0	0	54,772.84	10.90%	0	Market Parameter	10th January										
								Market Parameter	10th January										
								Market Parameter	10th January										



DISCLAIMER: This document has been prepared by the Research Team of Islami Bank Securities Limited (IBSL) for information only of its clients residing both in Bangladesh and abroad, on the basis of the publicly available information in the market and own research. This document has been prepared for informational purposes only and does not solicit any action based on the material contained herein and should not be taken as an offer or solicitation to buy or sell or subscribe to any security. Neither IBSL nor any of its directors, shareholders, member of the management, or employees represents or warrants expressly or impliedly that the information or data of the sources used in the documents are genuine, accurate, complete, authentic, and correct. However all reasonable care