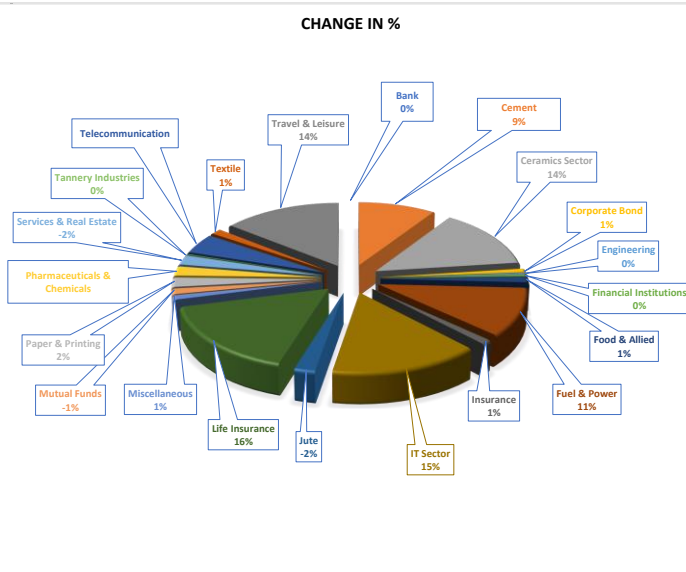
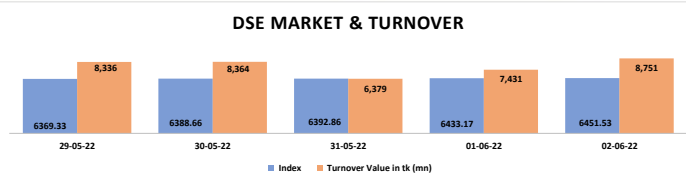




Islami Bank Securities Limited

A Subsidiary of Islami Bank Bangladesh Limited

Sector Statistics							DSE Update			
SL NO	Sector	Total Closing Price	Current EPS	P/E	Market Cap (in mn)	Market Cap (%)	Traded Company	Particular	This Week	Last Week
1	Bank	643.50	89.01	7.11	671,865.60	12.91%	31	DSEX	6,451.53	6,237.98
2	Cement	365.10	18.13	36.67	123,105.00	2.37%	7	Market Cap (BDT bn)	5,202.77	5,080.02
3	Ceramics Sector	206.10	4.37	64.56	32,395.10	0.62%	5	Market Cap (USD bn)	58.08	56.71
4	Corporate Bond	-	-	-	35,469.00	0.68%	5	Daily Average Turnover (BDT mn)	7,852	6,108
5	Engineering	3,953.70	133.11	28.37	549,348.70	10.56%	42	Daily Average Turnover (USD mn)	88	68
6	Financial Institutions	563.70	33.54	19.45	199,853.40	3.84%	19	Daily Average Volume (mn)	215	170
7	Food & Allied	4,676.10	118.17	47.88	394,189.40	7.58%	15	Weighted Average PE	14.55	14.29
8	Fuel & Power	4,627.50	225.86	12.04	473,591.00	9.10%	22	Global Indices		
9	Insurance	2,293.50	124.67	18.82	166,715.40	3.20%	52	AMERICA		
10	IT Sector	518.20	17.89	22.98	35,837.90	0.69%	11	Dow Jones (USA)		
11	Jute	460.00	2.54	181.10	1,765.20	0.03%	2	NASDAQ 100 (USA)		
12	Miscellaneous	2,578.60	118.46	20.97	246,337.70	4.73%	13	S & P 500 (USA)		
13	Mutual Funds	3,247.30	308.14	10.82	47,443.60	0.91%	35	EUROPE		
14	Paper & Printing	1,018.20	29.20	40.69	27,137.70	0.52%	6	MDAX (Germany)		
15	Pharmaceuticals & Chemicals	13,463.80	383.20	28.50	720,532.10	13.85%	30	CAC 40 (France)		
16	Services & Real Estate	200.90	9.65	23.48	26,855.80	0.52%	4	FTSE 100 (Britain)		
17	Tannery Industries	1,525.60	32.82	45.07	37,384.50	0.72%	11	ASIA		
18	Telecommunication	548.60	37.64	16.13	600,955.60	11.55%	3	Hang Seng (Hong Kong)		
19	Textile	1,983.00	86.31	22.00	159,136.80	3.06%	50	Kospi (Republic Of Korea)		
20	Travel & Leisure	142.20	6.46	30.98	28,441.50	0.55%	3	Nikkei 225 (Japan)		
21	Treasury Bond	-	-	-	547,728.40	10.53%	-	Sensex (India)		
								Shanghai Composite (China)		

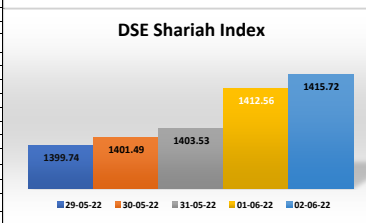
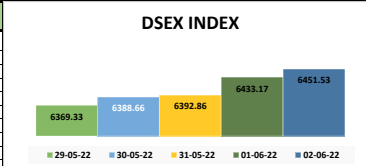


Market Gainer, Loser and Turnover

Top 10 Gainer			
Sl.	Instrument	Change %	Turnover Value in Tk.
1	Rahima Food Corporation Limited	32.01	255,642,000
2	Rine Shine Textiles Limited	26.97	417,561,000
3	Aramit Cement	26.51	85,872,000
4	Paper Processing and Packaging Limited	25.29	201,357,000
5	Sonar Bangla Insurance Ltd.	26.02	55,917,000
6	Gemini Sea Food Ltd.	25.10	269,400,000
7	Tamijuddin Textile Mills Limited	22.80	80,808,000
8	Eastern Lubricants Ltd.	22.17	37,446,000
9	BPCOM Online Ltd.	21.40	384,746,000
10	Western Marine Shipyard Limited	20.00	147,479,000

Block Transactions : 02-06-2022

Sl.	Instrument	Quantity	Value in (mn)
1	ACMELAB	70,000	6,265
2	AL-HAJTEX	22,260	2,136
3	ALARABANK	1,500,000	39,000
4	ALITEX	210,000	5,439
5	APEXTANRY	7,000	1,106
6	BANKASIA	132,000	2,495
7	BDCOM	120,000	4,034
8	BDTHAIFOOD	62,316	2,275
9	BEXGSUKUK	6,000	0,525
10	BRACBANK	188,125	7,713
11	BXPHERMA	9,000	1,503
12	CITYBANK	1,330,000	31,273
13	CVOPRL	4,500	0,938
14	DELTALIFE	5,000	0,618
15	ECABLES	6,240	0,821
16	FAREASTLIF	44,500	3,978
17	GENEXIL	18,000	1,674
18	GHCL	20,000	0,670
19	GSPFINANCE	14,500	0,503
20	HRTEX	30,550	2,241
21	IBNSINA	50,000	14,555
22	IDLC	14,700	0,742
23	IMAMBUTTON	9,200	0,776
24	IPDC	941,976	51,967
25	KTL	429,000	13,814
26	LHBL	7,000	0,560
27	LOVELLO	20,000	0,902
28	NAHEEACP	49,999	3,340
29	NPOLYMER	12,500	0,713
30	NRBCBANK	400,000	9,400
31	ORIONPHARM	7,000	0,646
32	PENINSULA	20,000	0,594
33	PREMIERCER	90,000	4,185
34	PROVATIINS	7,400	0,555
35	RENATA	11,000	14,740
36	RUNNERAUTO	100,000	5,010
37	SALVOCHEM	57,800	3,603
38	SAPORTL	165,000	5,226
39	SHADANNIM	16,900	0,500
40	VFSTDL	104,500	2,748

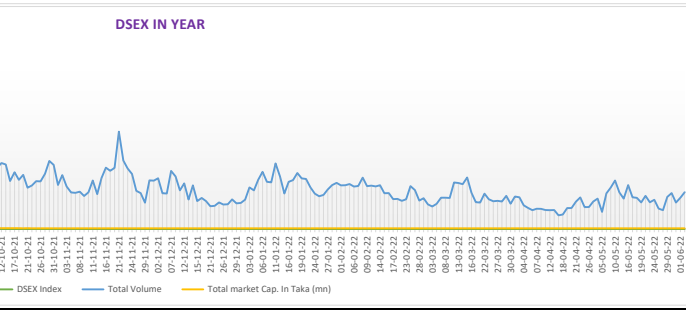


Top 10 Loser

Sl.	Instrument	Change %	Turnover Value in Tk.
1	Export Import (Exim) Bank of	(7.44)	33,974,000
2	SIBL Mudaraba Perpetual Bond	(5.69)	25,000
3	S. Alam Cold Rolled Steels Ltd.	(4.70)	138,444,000
4	Beacon Pharmaceuticals Ltd.	(3.02)	105,458,000
5	Shahjibazar Power Co. Ltd.	(2.92)	127,037,000
6	Sonali Paper & Board Mills Limited	(2.33)	135,977,000
7	Crown Cement PLC.	(2.21)	1,272,000
8	IBBL Mudaraba Perpetual Bond	(2.12)	1,611,000
9	Beach Hatchery Ltd.	(2.06)	30,134,000
10	Pubali Bank Perpetual Bond	(2.00)	19,000

Top 10 Companies by Turnover

Sl.	Instrument	Change %	Turnover Value in Tk.
1	Bangladesh Export Import Company Ltd.	0.30	2,594,709,000
2	IPDC Finance Limited	16.01	1,404,643,000
3	Orion Pharma Ltd.	5.30	1,226,926,000
4	GSP Finance Company (Bangladesh) Lim	4.33	1,068,675,000
5	Bangladesh Shipping Corporation	2.27	949,496,000
6	JMI Hospital Requisite Manufacturing Li	2.54	917,160,000
7	Genex Infosys Limited	11.99	749,128,000
8	Bangladesh Finance Limited	0.21	732,280,000
9	Beximco Pharmaceuticals Ltd.	9.18	679,131,000
10	ACI Formulations Ltd.	3.79	666,164,000



Prepared By : Research Team, IBSL				Total	6,313,966	249.78
-----------------------------------	--	--	--	-------	-----------	--------

DISCLAIMER- This document has been prepared by the Research Team of Islami Bank Securities Limited (IBSL) for information only of its clients residing both in Bangladesh and abroad, on the basis of the publicly available information in the market and our research. This document has been prepared for information purpose only and does not solicit any action based on the material contained herein and should not be taken as an offer or solicitation to buy or sell or subscribe to any security. Neither IBSL nor any of its directors, shareholders, member of the management or employee represents or warrants expressly or impliedly that the information or data of the sources used in the documents are genuine, accurate, complete, authentic and correct. However all reasonable care has been taken to ensure the accuracy of the contents of this document. IBSL will not take any responsibility for any decisions made by investors based on the information herein.

Head Office 20 Dilkusha, Dhaka Contact : 01709638717	Head Office (Ext.) 63 Dilkusha, Dhaka Contact : 01755645328	Head Office (Ext.) 161 Motijheel, Dhaka Contact : 01730397305	Head Office (Ext.) Nikunja DSE Tower Level- 09, Room- 166, Nikunja-2 Khilkhet, Dhaka-1229 Contact : 01730397305	Chattogram Branch 3 Sheikh Mujib Road, Agrabad Contact : 01787692079	Khulna Digital Booth Akhanka Tower (2nd Floor), Khulna Contact : 01718831272
---	--	--	--	--	--