



Sector Statistics					DSE Update				
SI NO	Sector	Total Closing Price	Current EPS	P/E	Market Cap (Crore)	Market Cap (%)	Traded Company	Particular	Last Day of the Week
1	Bank	617.8	93.85	6.3	66,332.80	13.22%	29	Total Trade	100,699
2	Cement	273.1	12.3	35.55	11,343.63	2.26%	5	Total Volume	70,201,777
3	Ceramics Sector	210.2	2.51	91.58	3,203.29	0.64%	4	Total Value in Tk (mn)	4847.51
4	Corporate Bond	0	0	0	3,615.59	0.73%	2	Total Market Cap in Tk (mn)	7,637,473
5	Rebate/Trade	0	0	0	5.84	0.00%	0	DSEX Index*	6218.1635
6	Engineering	2971	60.09	78.03	52,504.44	10.46%	38	DSEX Index*	1854.0232
7	Financial Institutions	476.9	21.68	27.81	18,093.31	3.57%	16	DSEX Index*	2155.6587
8	Food & Allied	7463.7	160.06	46.41	37,594.89	7.45%	15	AMERICA	
9	Fuel & Power	4659.3	217.66	16.18	45,176.06	9.00%	20	AMERICA	
10	Insurance	2276.4	121.63	17.63	16,818.65	3.25%	52	Dow Jones (USA)	33,847.80
11	IT Sector	558	23.34	26.84	4,047.97	0.81%	10	NASDAQ 100 (USA)	11,505.74
12	Jute	780	3.91	204.08	260.16	0.05%	2	S & P 500 (USA)	3,957.18
13	Miscellaneous	2857	128.2	19.38	22,260.88	4.44%	13	EUROPE	Open
14	Mutual Funds	3119.8	284.31	18.46	4,726.49	0.94%	19	MDAX (Germany)	25,443.08
15	Paper & Printing	1256.1	42.57	35.63	4,307.17	0.86%	6	CAC 40 (France)	6,706.67
16	Pharmaceuticals & Chemicals	12933.3	423.37	29.45	72,603.88	14.47%	31	FTSE 100 (Britain)	7,312.90
17	Services & Real Estate	213.8	7.91	21.25	2,777.31	0.55%	4	ASIA	Open
18	Tannery Industries	1285	42.02	24.11	3,238.87	0.66%	5	Hang Seng (Hong Kong)	19,059.30
19	Telecommunication	535.5	42.09	12.78	58,023.18	11.56%	3	Kospi (Republic Of Korea)	2,501.43
20	Textile	1877	76.13	23.08	16,018.83	3.19%	34	Nikkei 225 (Japan)	27,968.99
21	Travel & Leisure	239.6	7.16	32.43	4,281.06	0.85%	3	Senxex (India)	63,257.99
22	Treasury Bond	0	0	0	54,772.84	10.91%	0	Shanghai Composite (China)	3,141.40
								Shanghai 100	42,373.59

Market Gainer, Loser and Turnover				
Top 10 Gainer (by closing price 01-12-2022)				
Sl.	Instrument	Change %	Close	Value (Mn)
1	GRONINPU	8.74	145,446	1,454,460
2	BEKALWTE	8.46	208.90	2,089,000
3	HAKKANFUL	7.69	63.00	630,000
4	BPAL	7.60	82	820,000
5	MUGHALBE	5.60	66	660,000
6	APKFOODS	5.15	289	2,890,000
7	DGIC	4.82	35	350,000
8	RUPALLIFE	4.73	84	840,000
9	SKCL	4.60	59	590,000
10	FINEFOODS	4.30	61	610,000
Top 10 Loser (by closing price 01-12-2022)				
Sl.	Instrument	Change %	Close	Value (Mn)
1	BOWLINGNG	-4.79	29.80	298,000
2	SEAFARIL	-4.63	178.40	1,784,000
3	EGEN	-4.58	65.50	655,000
4	JUTE SPINN	-2.89	242.00	2,420,000
5	MONNOCSA	-2.73	186.90	1,869,000
6	SAMORTA	-2.64	70.20	702,000
7	NAVANAPHAR	-2.62	89.30	893,000
8	ECABLES	-1.60	184.50	1,845,000
9	AAMRATTECH	-1.46	89.50	895,000
10	AAMRANET	-1.28	83.90	839,000

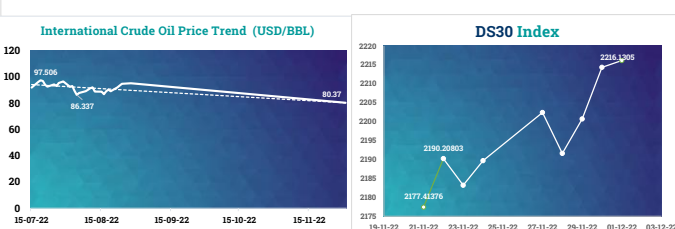
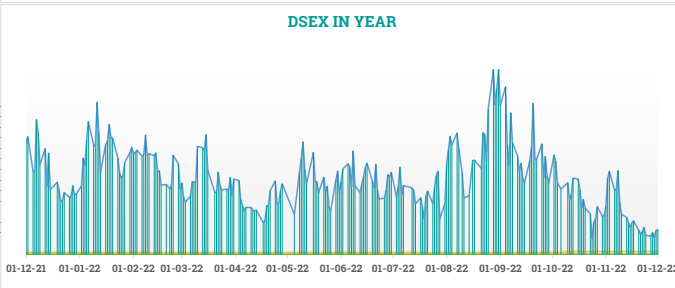
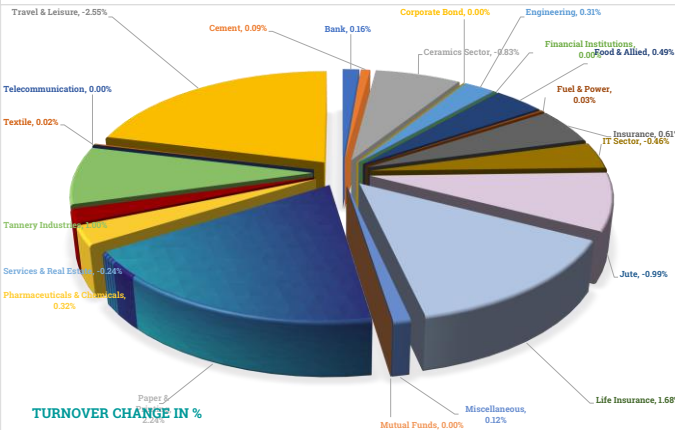
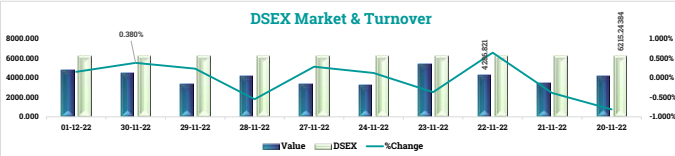
Top 10 Gainer in terms of Value (BDT mn) - 01-12-2022				
Sl.	Instrument	Change %	Value (Mn)	Value (Mn)
1	BPAL	7.6	245,720	2,457,200
2	GRONPHARM	1.63	218,747	2,187,470
3	GENEXIL	-1.10	193,790	1,937,900
4	EGEN	-4.58	189,930	1,899,300
5	AAMRANET	-1.28	163,340	1,633,400
6	ADVENT	0.36	161,800	1,618,000
7	EGC	1.48	159,940	1,599,400
8	GRONINPU	8.74	145,446	1,454,460
9	NAVANAPHAR	-2.62	140,930	1,409,300
10	ELI	2.11	119,950	1,199,500

Stock Movement (last Day of the Week)				
1	Issues Advanced	62		
2	Issues Declined	23		
3	Issues Unchanged	234		

Commodity Statistics (30-11-2022)				
Price Indicators	Change	Change %	Value	Value
83.7	-1.55	-1.83		
718	-0.09	-1.24		
784.75	-0.25	-0.03		
19.53	0.15	0.77		
80.55	0.66	0.83		
1756.27	1.17	0.07		

POLICY RATE				
Repo Rate-5.75%	Rev Repo Rate-4%			
Special Repo Rate-8.75%	Bank Rate-4%			

BLOCK Transactions - 01-12-2022				
Sl.	Inst Code	Quantity	Value (Mn)	Value (Mn)
1	ACMELAB	18350	1.56	1,560,000
2	ADNTELE	5000	0.507	5,070,000
3	ALHAJTEX	52000	5.958	59,580,000
4	AOL	103200	3.397	33,970,000
5	APKFOODS	10000	1.200	12,000,000
6	BATBC	87940	42.138	421,380,000
7	BEACHHATCH	15000	0.57	5,700,000
8	BEACORPHAR	73500	0.326	3,260,000
9	BENALWTE	400000	10.132	101,320,000
10	BEXIMCO	2452700	263.978	2,639,780,000
11	BRACBANK	12	0.58	5,800,000
12	BSCL	102450	20.47	204,700,000
13	BSRMLTD	88500	7.966	79,660,000
14	CONFIDEM	6000	0.505	5,050,000
15	CORPTECH	82000	1.597	15,970,000
16	DISSL	32300	0.501	5,010,000
17	EASTRNLUB	300	0.54	5,400,000
18	FONTINE	7000	0.565	5,650,000
19	GEMINSEA	7500	3.143	31,430,000
20	GENEXIL	79000	7.892	78,920,000
21	GENNEX	100000	0.55	5,500,000
22	GIB	60250	0.506	5,060,000
23	IIP	38700	0.5	5,000,000
24	ICRAMCL2ND	60000	0.504	5,040,000
25	INTRACO	450000	18.846	188,460,000
26	JUTE SPINN	9435	0.763	7,630,000
27	KDSALTD	20000	1.841	18,410,000
28	LANKABATIN	25000	0.999	9,990,000
29	LOVELLO	28000	1	10,000,000
30	MAKSONSPIN	75000	1.508	15,080,000
31	MALEXSPIN	47500	1.178	11,780,000
32	MATINSPIN	6774	0.501	5,010,000
33	MONOSPOOL	1800	0.529	5,290,000
34	NAVANAPHAR	25400	0.638	6,380,000
35	NEWLINE	74800	3.373	33,730,000
36	NPOLYMER	37500	1.806	18,060,000
37	NRCSBANK	27000	0.502	5,020,000
38	ORIONINPU	78390	35.425	354,250,000
39	ORIONPHARM	14300	1.256	12,560,000
40	PAKMALPIE	10600	0.65	6,500,000
41	PHARMAID	2700	1.975	19,750,000
42	PRIMEFIN	690000	8.004	80,040,000
43	PTL	27140	1.948	19,480,000
44	QUASEMIND	8622	0.502	5,020,000
45	RAKCEAMIC	13000	0.503	5,030,000
46	RENATA	144970	176.265	1,762,650,000
47	SAIFPOWER	130000	3.741	37,410,000
48	SBACBANK	52500	0.504	5,040,000
49	SEAFARIL	187500	28.881	288,810,000
50	SPECNAMICS	24500	0.948	9,480,000
51	SOURPHARMA	267440	55.939	559,390,000
52	SUMITPOWER	468801	15.881	158,810,000
53	UNIONBANK	70000	0.588	5,880,000
54	UPGDCL	2500	0.537	5,370,000
55	UTTARABANK	47000	1.076	10,760,000
56	YPL	35000	0.672	6,720,000



DISCLAIMER: This document has been prepared by the Research Team of Islami Bank Securities Limited (IBSL) for information only of its clients residing both in Bangladesh and abroad, on the basis of the publicly available information in the market and own research. This document has been prepared for informational purposes only and does not solicit any action based on the material contained herein and should not be taken as an offer or solicitation to buy or sell or subscribe to any security. Neither IBSL nor any of its directors, shareholders, member of the management, or employees represents or warrants expressly or impliedly that the information or data of the sources used in the documents are genuine, accurate, complete, authentic, and correct. However all reasonable care